

M2M CONDOS

YONGE & FINCH

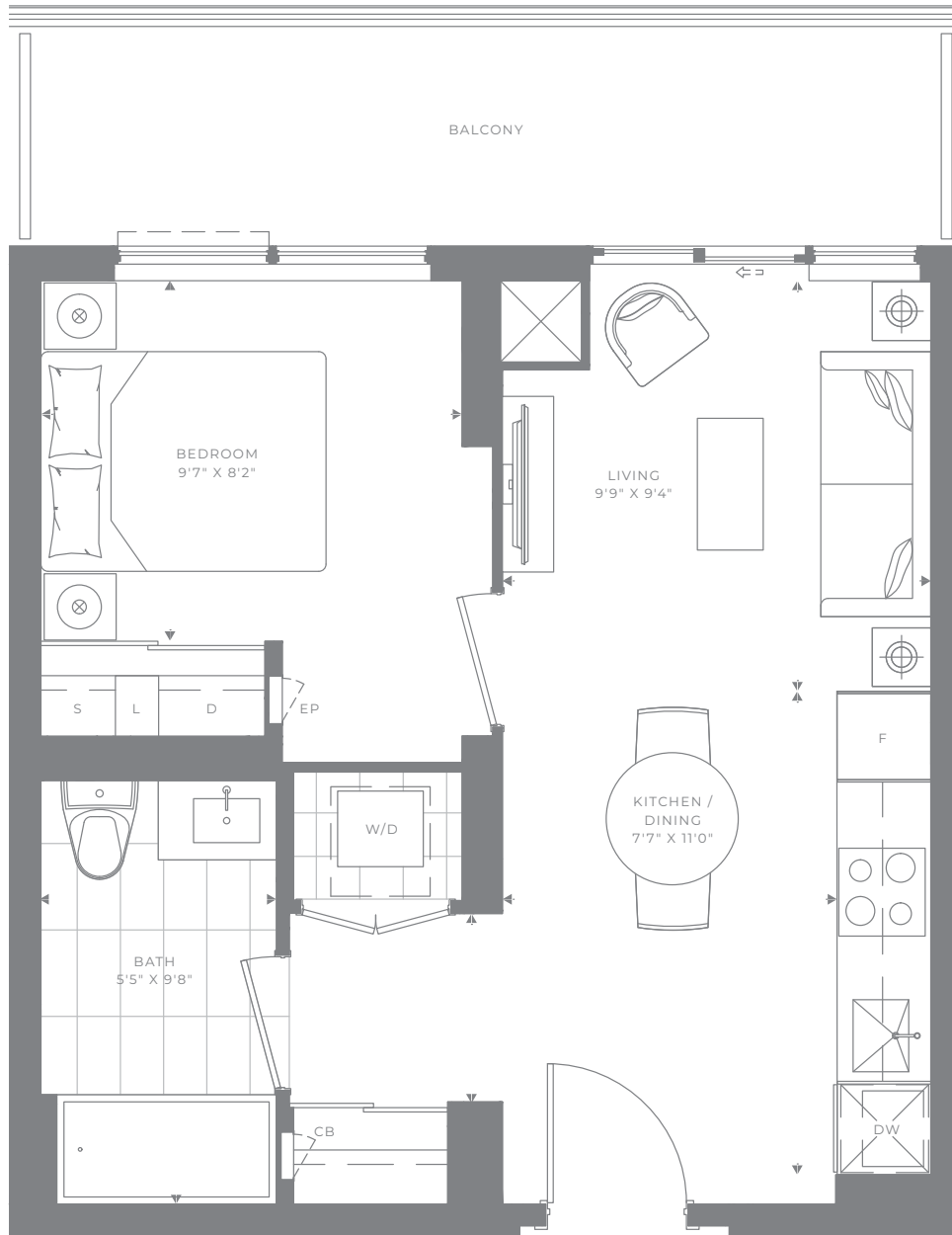
One Bedroom

Connection Suites

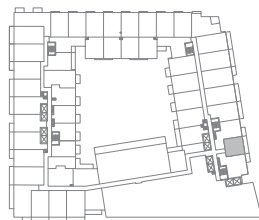
Unit 1B-B

Suite: 466 sq. ft.

Balcony: 103 sq. ft.



L3



L4



L5



L6

Dimensions, specifications, layouts and materials are approximate only and are subject to change without notice. Tile patterns may vary. Window size and location may vary. Actual usable floor space may vary from slated floor area. Balcony and terrace area is approximate and not included in net suite area. The purchaser acknowledges that the actual unit purchased may be a reverse layout to the plan shown. See Sales Representative for full details. E. & O. E.

M2M CONDOS

YONGE & FINCH

One Bedroom + Den

Connection Suites

Unit 1B-C

Suite: 515 sq. ft.

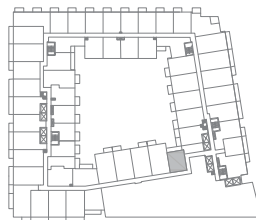
Balcony: 81 sq. ft.



L4



L5



L6

Dimensions, specifications, layouts and materials are approximate only and are subject to change without notice. Tile patterns may vary. Window size and location may vary. Actual usable floor space may vary from slated floor area. Balcony and terrace area is approximate and not included in net suite area. The purchaser acknowledges that the actual unit purchased may be a reverse layout to the plan shown. See Sales Representative for full details. E. & O. E.

M2M CONDOS

YONGE & FINCH

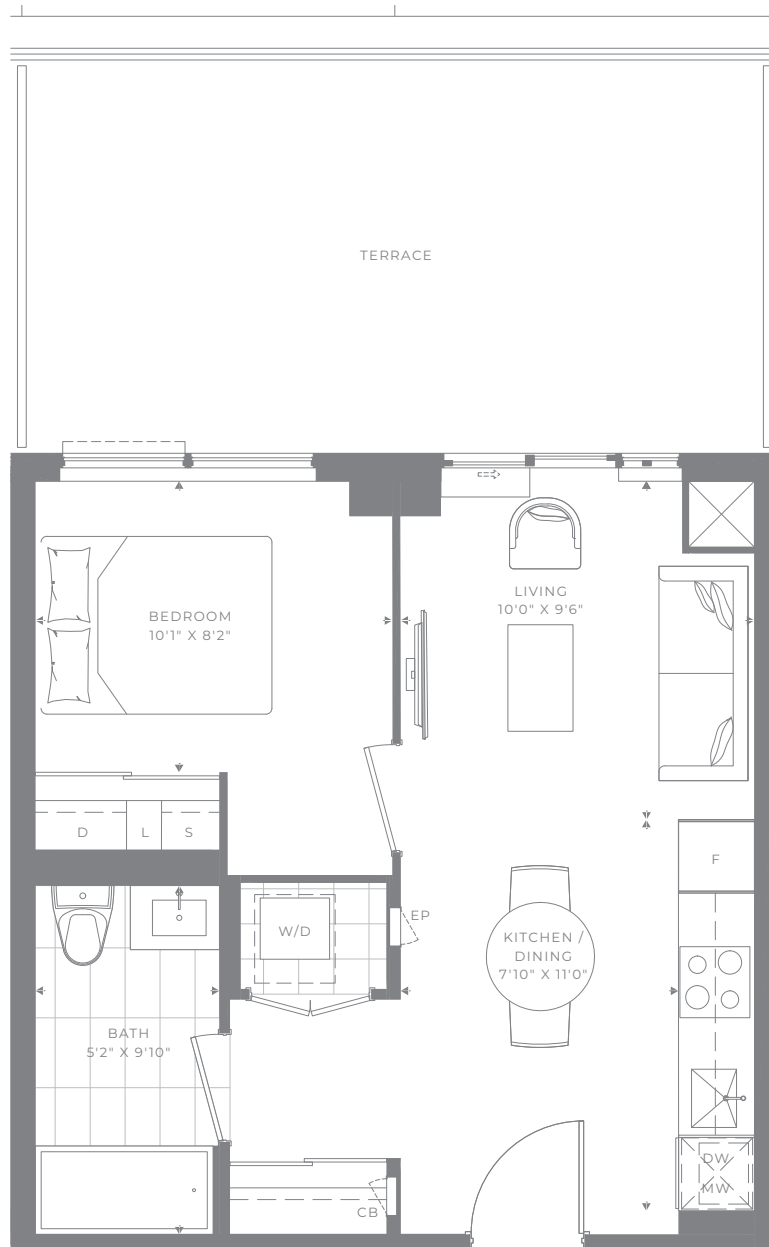
One Bedroom

Connection Suites

Unit 1B-E-T

Suite: 471 sq. ft.

Terrace: 239 sq. ft.



L7

Dimensions, specifications, layouts and materials are approximate only and are subject to change without notice. Tile patterns may vary. Window size and location may vary. Actual usable floor space may vary from slated floor area. Balcony and terrace area is approximate and not included in net suite area. The purchaser acknowledges that the actual unit purchased may be a reverse layout to the plan shown. See Sales Representative for full details. E. & O. E.

M2M CONDOS

YONGE & FINCH

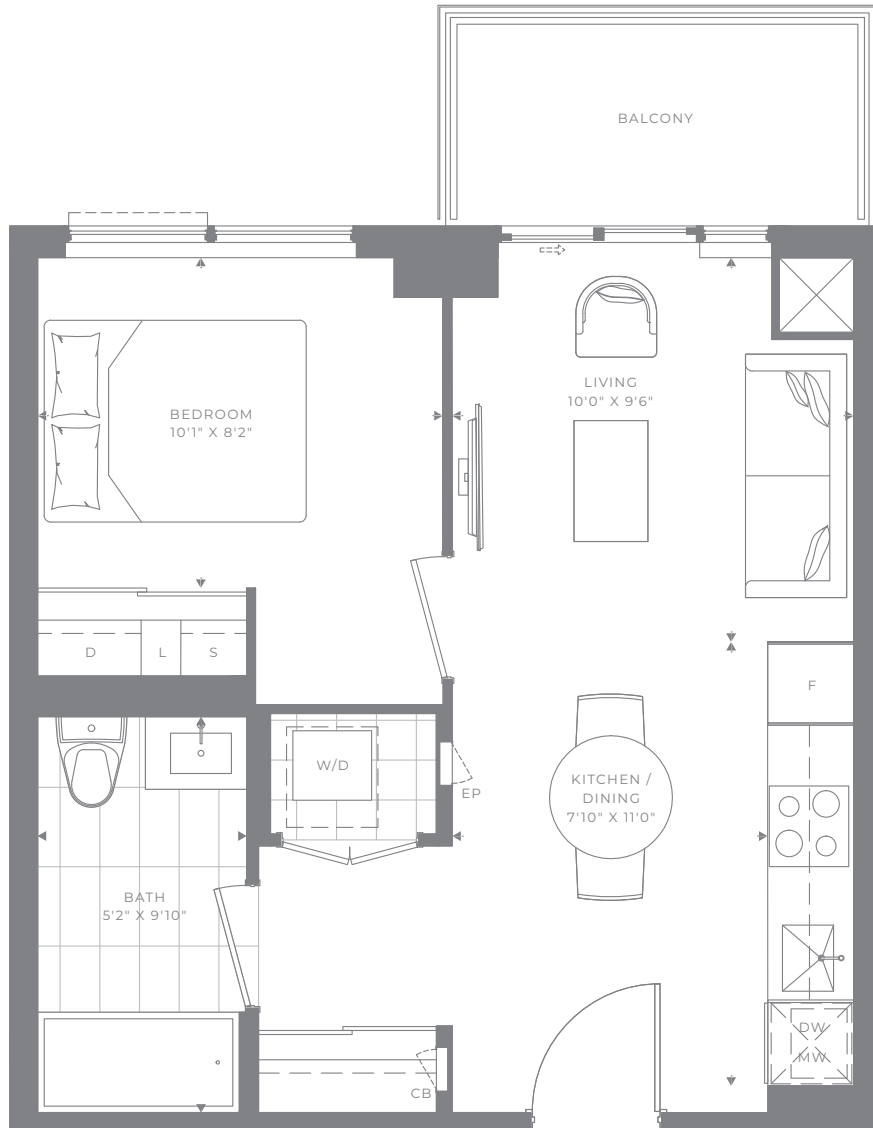
One Bedroom

Connection Suites

Unit 1B-E

Suite: 471 sq. ft.

Balcony: 50 sq. ft.



L8

Dimensions, specifications, layouts and materials are approximate only and are subject to change without notice. Tile patterns may vary. Window size and location may vary. Actual usable floor space may vary from slated floor area. Balcony and terrace area is approximate and not included in net suite area. The purchaser acknowledges that the actual unit purchased may be a reverse layout to the plan shown. See Sales Representative for full details. E. & O. E.

M2M CONDOS

YONGE & FINCH

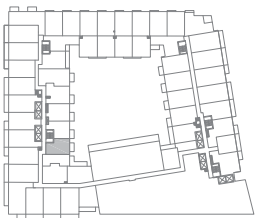
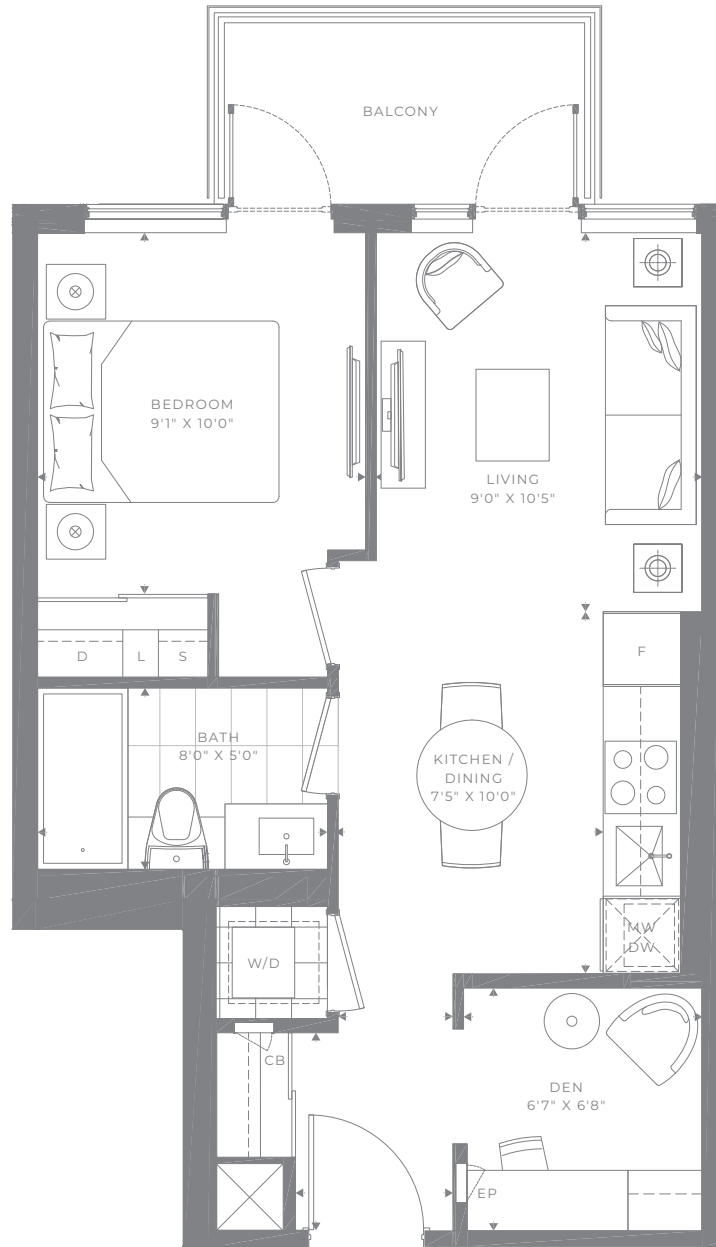
One Bedroom + Den

Courtyard Suites

Unit 1B-P

Suite: 510 sq. ft.

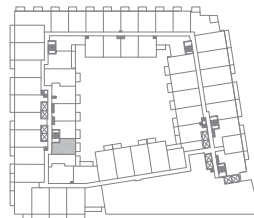
Balcony: 50 sq. ft.



L4



L5



L6



L7



L8

Dimensions, specifications, layouts and materials are approximate only and are subject to change without notice. Tile patterns may vary. Window size and location may vary. Actual usable floor space may vary from slated floor area. Balcony and terrace area is approximate and not included in net suite area. The purchaser acknowledges that the actual unit purchased may be a reverse layout to the plan shown. See Sales Representative for full details. E. & O. E.

M2M CONDOS

YONGE & FINCH

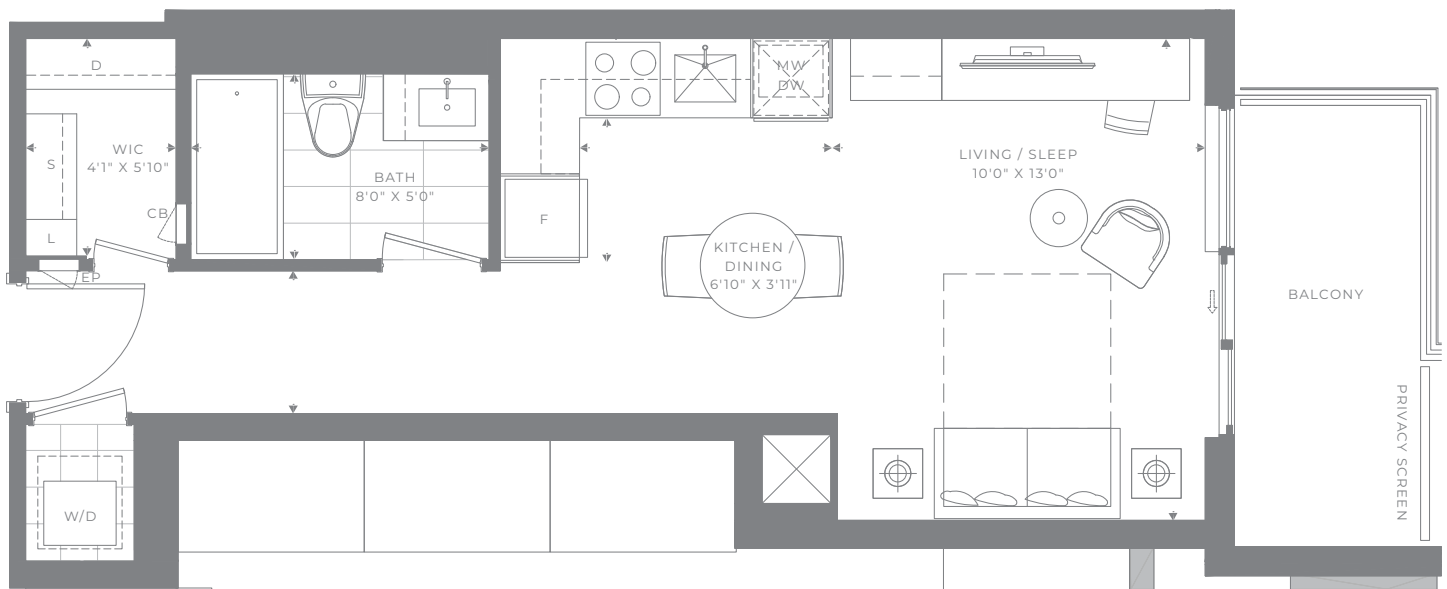
Studio

Courtyard Suites

Unit 1B-Q

Suite: 427 sq. ft.

Balcony: 59 sq. ft.



L4 - L7

Dimensions, specifications, layouts and materials are approximate only and are subject to change without notice. Tile patterns may vary. Window size and location may vary. Actual usable floor space may vary from slated floor area. Balcony and terrace area is approximate and not included in net suite area. The purchaser acknowledges that the actual unit purchased may be a reverse layout to the plan shown. See Sales Representative for full details. E. & O. E.

M2M CONDOS

YONGE & FINCH

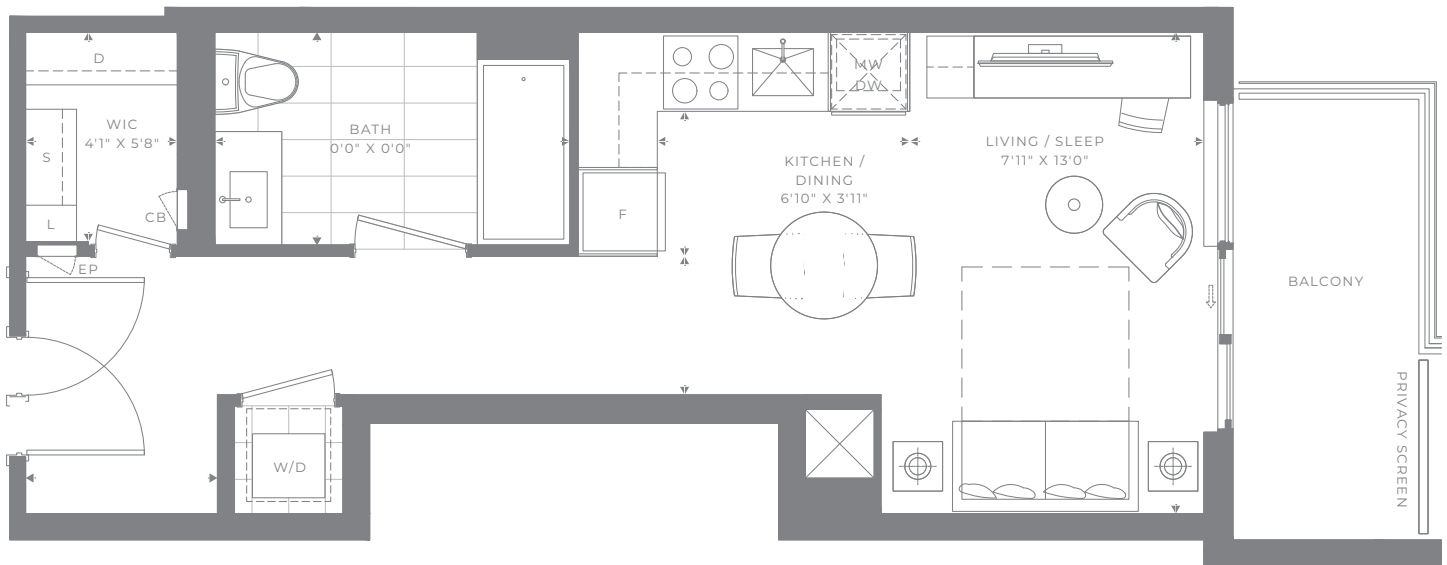
Studio

Courtyard Suites

Unit 1B-R

Suite: 424 sq. ft.

Balcony: 59 sq. ft.



L 8

Dimensions, specifications, layouts and materials are approximate only and are subject to change without notice. Tile patterns may vary. Window size and location may vary. Actual usable floor space may vary from slated floor area. Balcony and terrace area is approximate and not included in net suite area. The purchaser acknowledges that the actual unit purchased may be a reverse layout to the plan shown. See Sales Representative for full details. E. & O. E.

M2M CONDOS

YONGE & FINCH

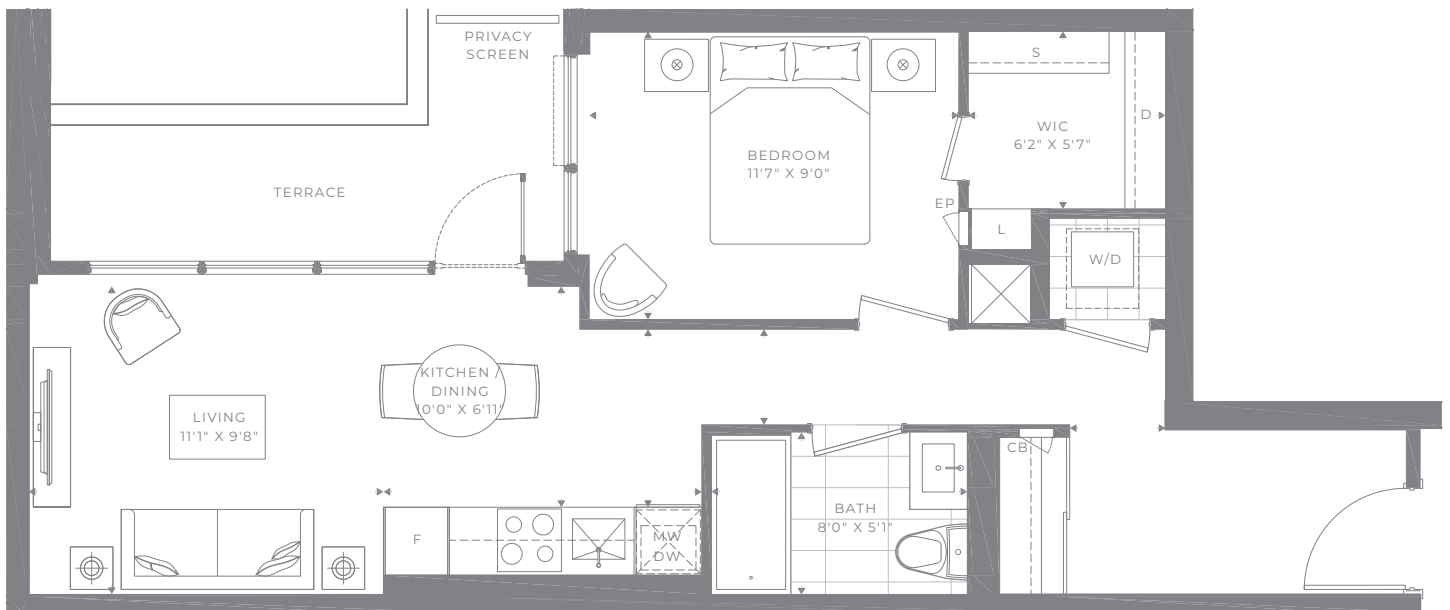
One Bedroom

Courtyard Suites

Unit 1B-W-T

Suite: 597 sq. ft.

Terrace: 120 sq. ft.



L3

Dimensions, specifications, layouts and materials are approximate only and are subject to change without notice. Tile patterns may vary. Window size and location may vary. Actual usable floor space may vary from slated floor area. Balcony and terrace area is approximate and not included in net suite area. The purchaser acknowledges that the actual unit purchased may be a reverse layout to the plan shown. See Sales Representative for full details. E. & O. E.

M2M CONDOS

YONGE & FINCH

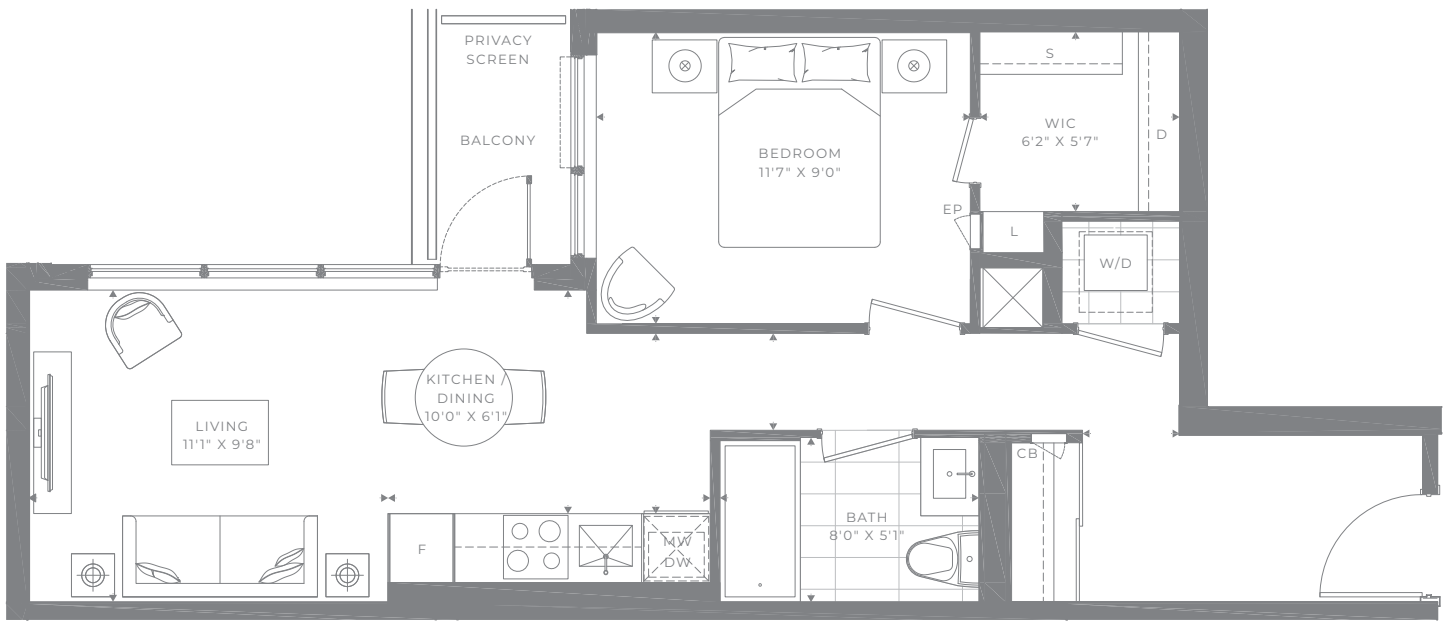
One Bedroom

Courtyard Suites

Unit 1B-W

Suite: 597 sq. ft.

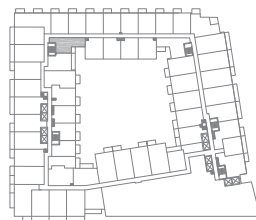
Balcony: 31 sq. ft.



L4



L5



L6

Dimensions, specifications, layouts and materials are approximate only and are subject to change without notice. Tile patterns may vary. Window size and location may vary. Actual usable floor space may vary from slated floor area. Balcony and terrace area is approximate and not included in net suite area. The purchaser acknowledges that the actual unit purchased may be a reverse layout to the plan shown. See Sales Representative for full details. E. & O. E.

M2M CONDOS

YONGE & FINCH

Two Bedrooms

Connection Suites

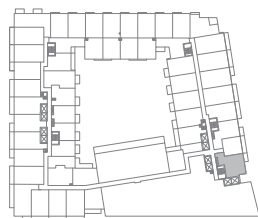
Unit 1BD-A

Suite: 774 sq. ft.

Balcony: 50 sq. ft.



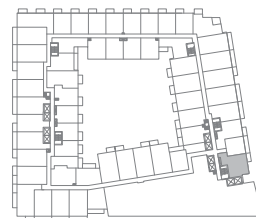
L3



L4



L5



L6

Dimensions, specifications, layouts and materials are approximate only and are subject to change without notice. Tile patterns may vary. Window size and location may vary. Actual usable floor space may vary from slated floor area. Balcony and terrace area is approximate and not included in net suite area. The purchaser acknowledges that the actual unit purchased may be a reverse layout to the plan shown. See Sales Representative for full details. E. & O. E.

M2M CONDOS

YONGE & FINCH

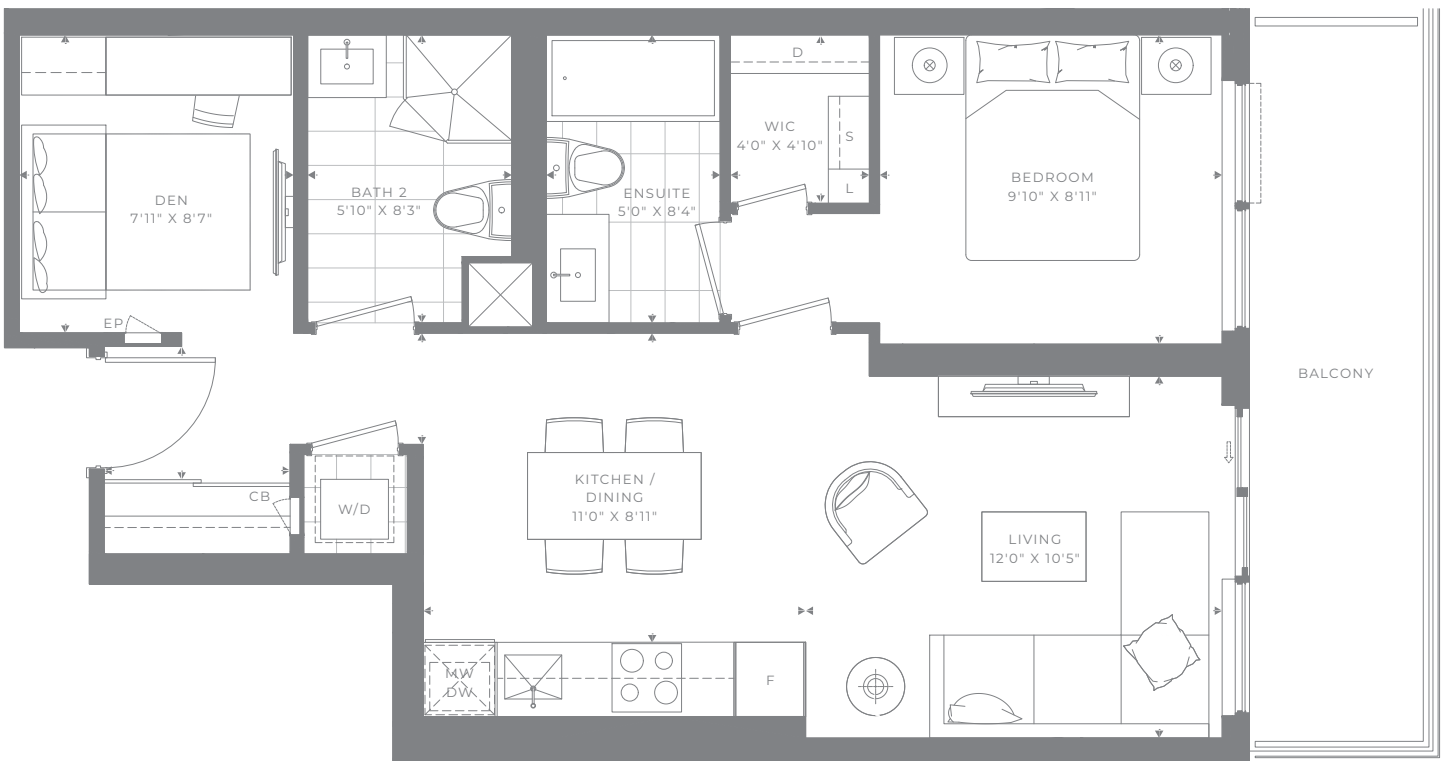
One Bedroom + Den

Connection Suites

Unit 1BD-B

Suite: 682 sq. ft.

Balcony: 103 sq. ft.



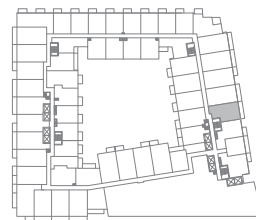
L3



L4



L5



L6

Dimensions, specifications, layouts and materials are approximate only and are subject to change without notice. Tile patterns may vary. Window size and location may vary. Actual usable floor space may vary from slated floor area. Balcony and terrace area is approximate and not included in net suite area. The purchaser acknowledges that the actual unit purchased may be a reverse layout to the plan shown. See Sales Representative for full details. E. & O. E.

M2M CONDOS

YONGE & FINCH

One Bedroom + Den

Connection Suites

Unit 1BD-C

Suite: 721 sq. ft.

Balcony: 50 sq. ft.



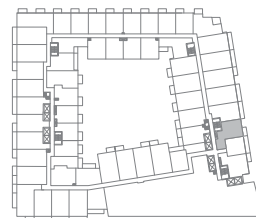
L3



L4



L5



L6

Dimensions, specifications, layouts and materials are approximate only and are subject to change without notice. Tile patterns may vary. Window size and location may vary. Actual usable floor space may vary from slated floor area. Balcony and terrace area is approximate and not included in net suite area. The purchaser acknowledges that the actual unit purchased may be a reverse layout to the plan shown. See Sales Representative for full details. E. & O. E.

M2M CONDOS

YONGE & FINCH

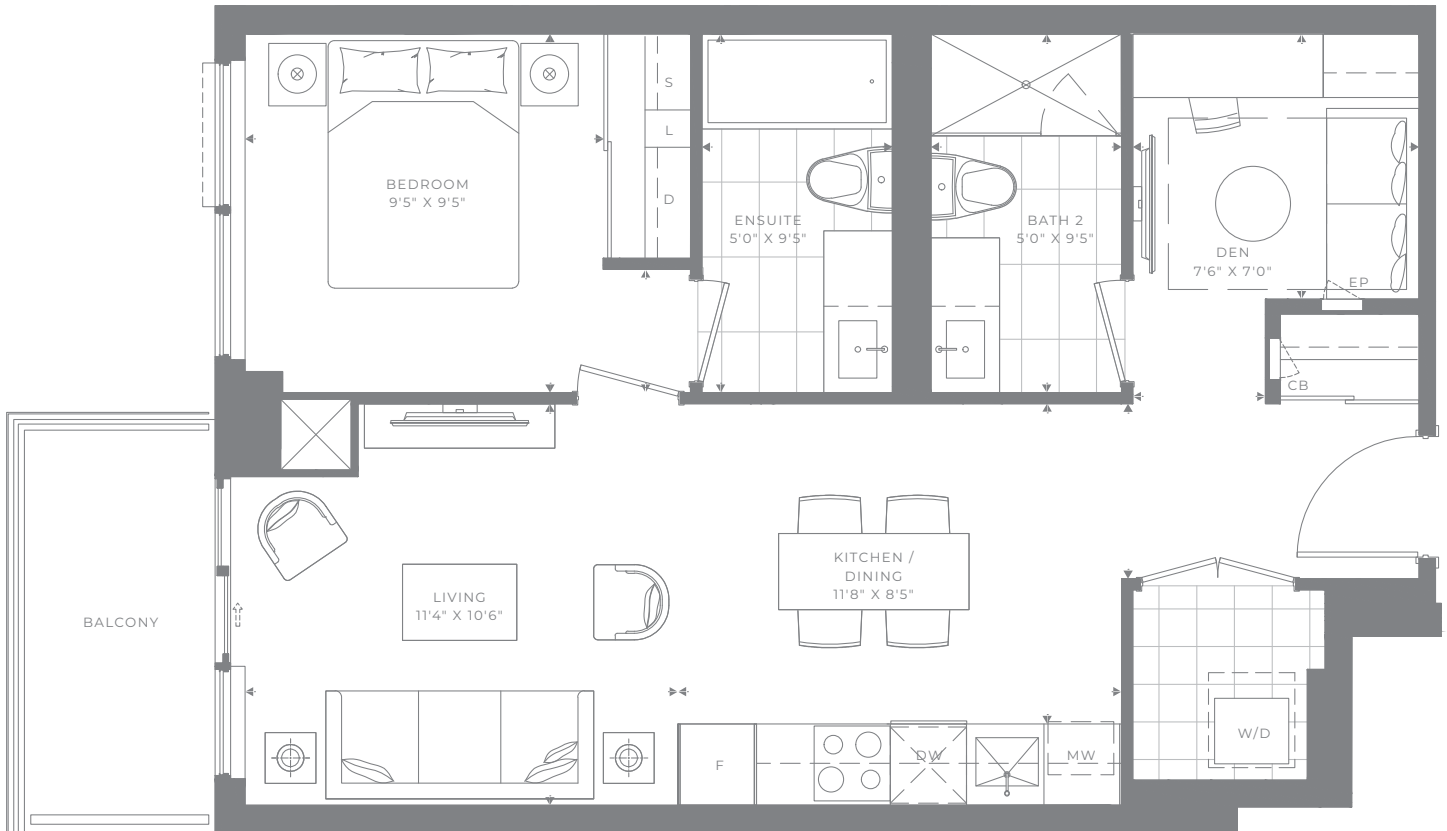
One Bedroom + Den

Courtyard Suites

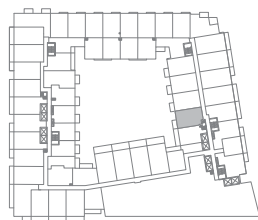
Unit 1BD-E

Suite: 661 sq. ft.

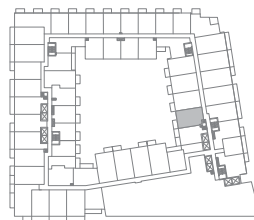
Balcony: 51 sq. ft.



L4



L5



L6

Dimensions, specifications, layouts and materials are approximate only and are subject to change without notice. Tile patterns may vary. Window size and location may vary. Actual usable floor space may vary from slated floor area. Balcony and terrace area is approximate and not included in net suite area. The purchaser acknowledges that the actual unit purchased may be a reverse layout to the plan shown. See Sales Representative for full details. E. & O. E.

M2M CONDOS

YONGE & FINCH

One Bedroom + Den

Yongeside Suites

Unit 1BD-F

Suite: 608 sq. ft.

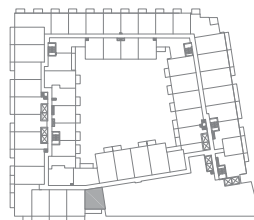
Balcony: 98 sq. ft.



L4



L5



L6



L7-L8

Dimensions, specifications, layouts and materials are approximate only and are subject to change without notice. Tile patterns may vary. Window size and location may vary. Actual usable floor space may vary from slated floor area. Balcony and terrace area is approximate and not included in net suite area. The purchaser acknowledges that the actual unit purchased may be a reverse layout to the plan shown. See Sales Representative for full details. E. & O. E.

M2M CONDOS

YONGE & FINCH

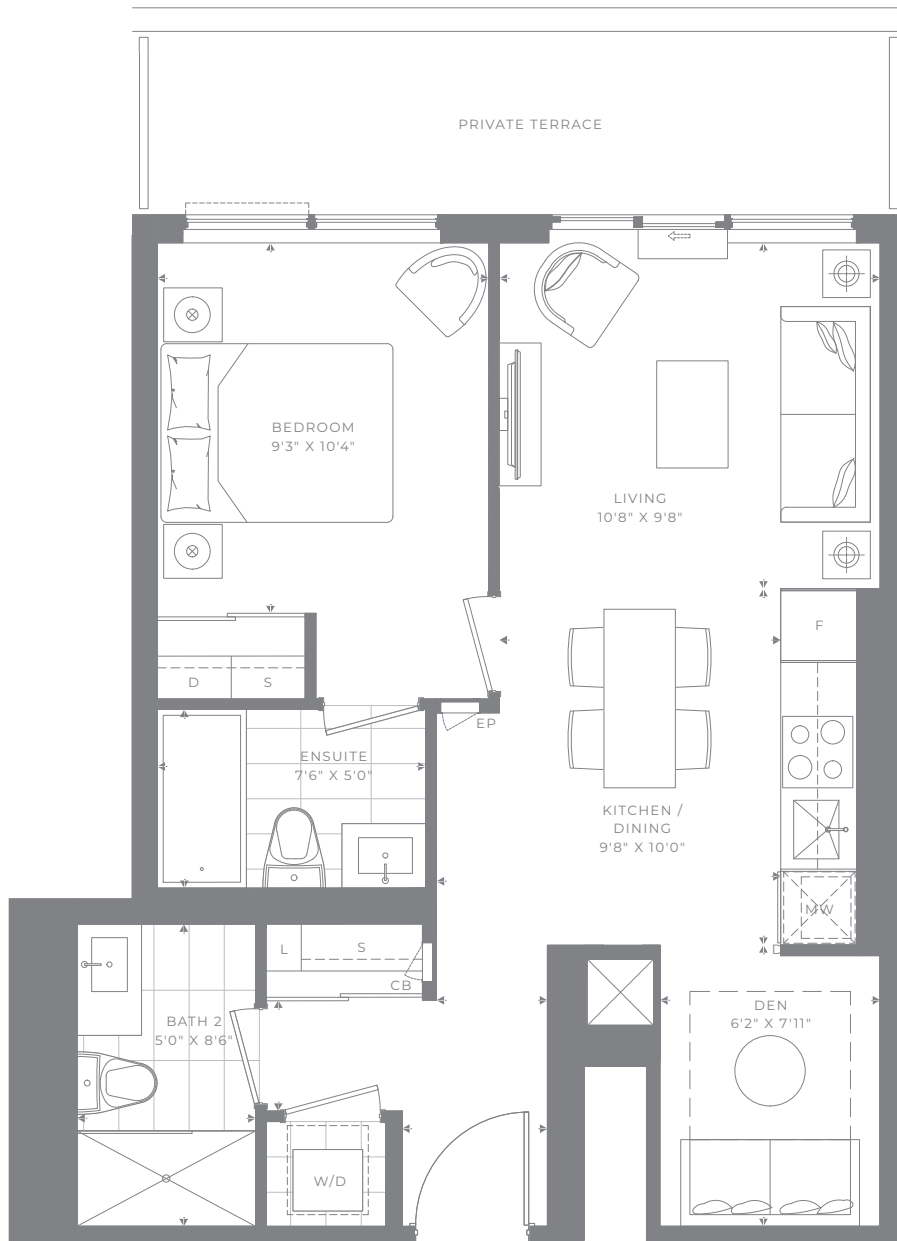
One Bedroom + Den

Courtyard Suites

Unit 1BD-G-T

Suite: 626 sq. ft.

Terrace: 252 sq. ft.



L 3

Dimensions, specifications, layouts and materials are approximate only and are subject to change without notice. Tile patterns may vary. Window size and location may vary. Actual usable floor space may vary from slated floor area. Balcony and terrace area is approximate and not included in net suite area. The purchaser acknowledges that the actual unit purchased may be a reverse layout to the plan shown. See Sales Representative for full details. E. & O. E.

M2M CONDOS

YONGE & FINCH

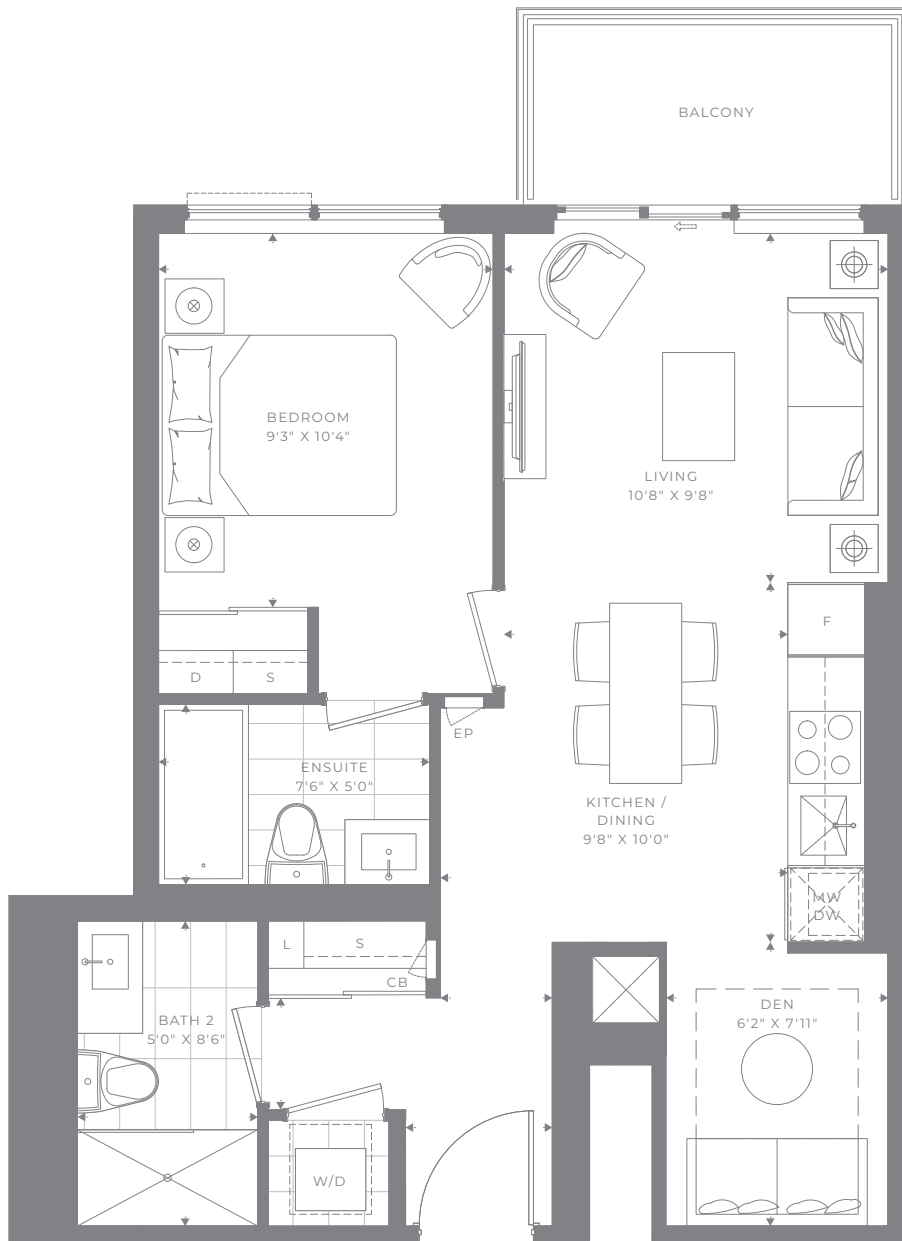
One Bedroom + Den

Courtyard Suites

Unit 1BD-G

Suite: 626 sq. ft.

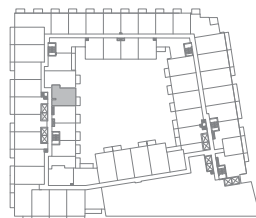
Balcony: 50 sq. ft.



L4



L5



L6



L7



L8

Dimensions, specifications, layouts and materials are approximate only and are subject to change without notice. Tile patterns may vary. Window size and location may vary. Actual usable floor space may vary from slated floor area. Balcony and terrace area is approximate and not included in net suite area. The purchaser acknowledges that the actual unit purchased may be a reverse layout to the plan shown. See Sales Representative for full details. E. & O. E.

M2M CONDOS

YONGE & FINCH

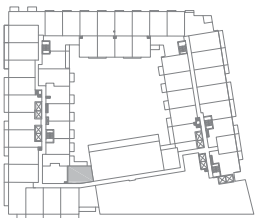
One Bedroom + Den

Courtyard Suites

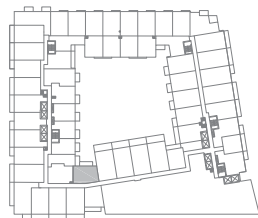
Unit 1BD-H

Suite: 633 sq. ft.

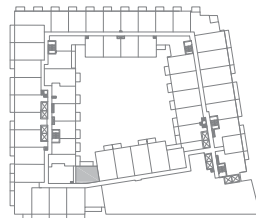
Balcony: 60 sq. ft.



L4



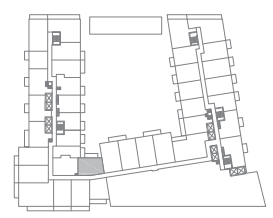
L5



L6



L7



L8

Dimensions, specifications, layouts and materials are approximate only and are subject to change without notice. Tile patterns may vary. Window size and location may vary. Actual usable floor space may vary from slated floor area. Balcony and terrace area is approximate and not included in net suite area. The purchaser acknowledges that the actual unit purchased may be a reverse layout to the plan shown. See Sales Representative for full details. E. & O. E.

M2M CONDOS

YONGE & FINCH

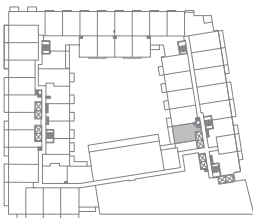
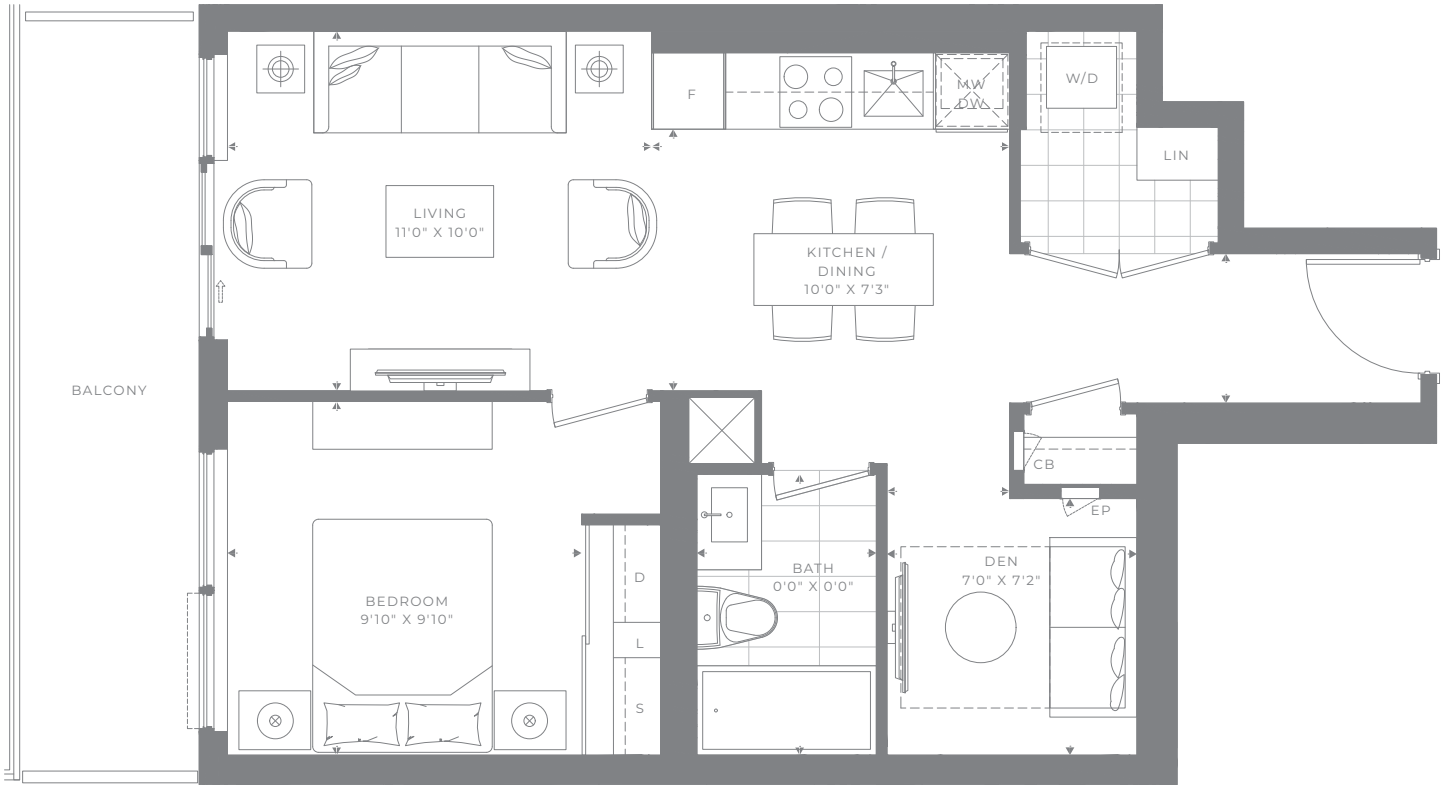
One Bedroom + Den

Courtyard Suites

Unit 1BD-I

Suite: 630 sq. ft.

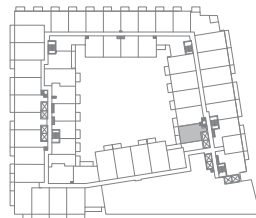
Balcony: 105 sq. ft.



L4



L5



L6



L7



L8

Dimensions, specifications, layouts and materials are approximate only and are subject to change without notice. Tile patterns may vary. Window size and location may vary. Actual usable floor space may vary from slated floor area. Balcony and terrace area is approximate and not included in net suite area. The purchaser acknowledges that the actual unit purchased may be a reverse layout to the plan shown. See Sales Representative for full details. E. & O. E.

M2M CONDOS

YONGE & FINCH

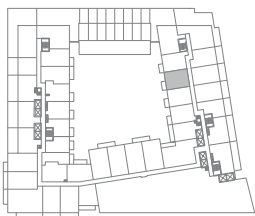
One Bedroom + Den

Courtyard Suites

Unit 1BD-K

Suite: 582 sq. ft.

Balcony: 50 sq. ft.



L7



L8

Dimensions, specifications, layouts and materials are approximate only and are subject to change without notice. Tile patterns may vary. Window size and location may vary. Actual usable floor space may vary from slated floor area. Balcony and terrace area is approximate and not included in net suite area. The purchaser acknowledges that the actual unit purchased may be a reverse layout to the plan shown. See Sales Representative for full details. E. & O. E.

M2M CONDOS

YONGE & FINCH

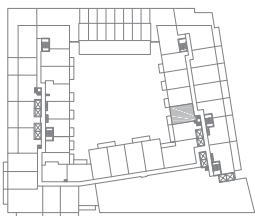
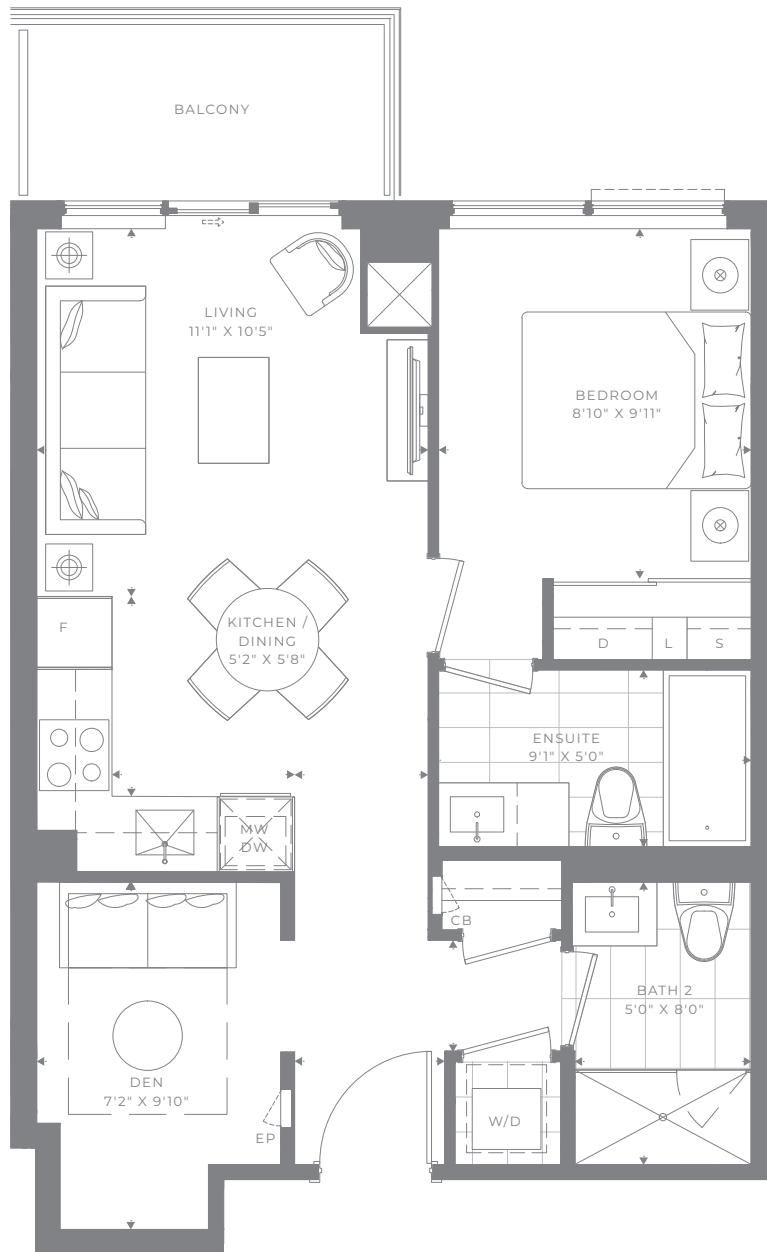
One Bedroom + Den

Courtyard Suites

Unit 1BD-K1

Suite: 593 sq. ft.

Balcony: 50 sq. ft.



L7



L8

Dimensions, specifications, layouts and materials are approximate only and are subject to change without notice. Tile patterns may vary. Window size and location may vary. Actual usable floor space may vary from slated floor area. Balcony and terrace area is approximate and not included in net suite area. The purchaser acknowledges that the actual unit purchased may be a reverse layout to the plan shown. See Sales Representative for full details. E. & O. E.

M2M CONDOS

YONGE & FINCH

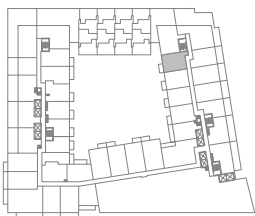
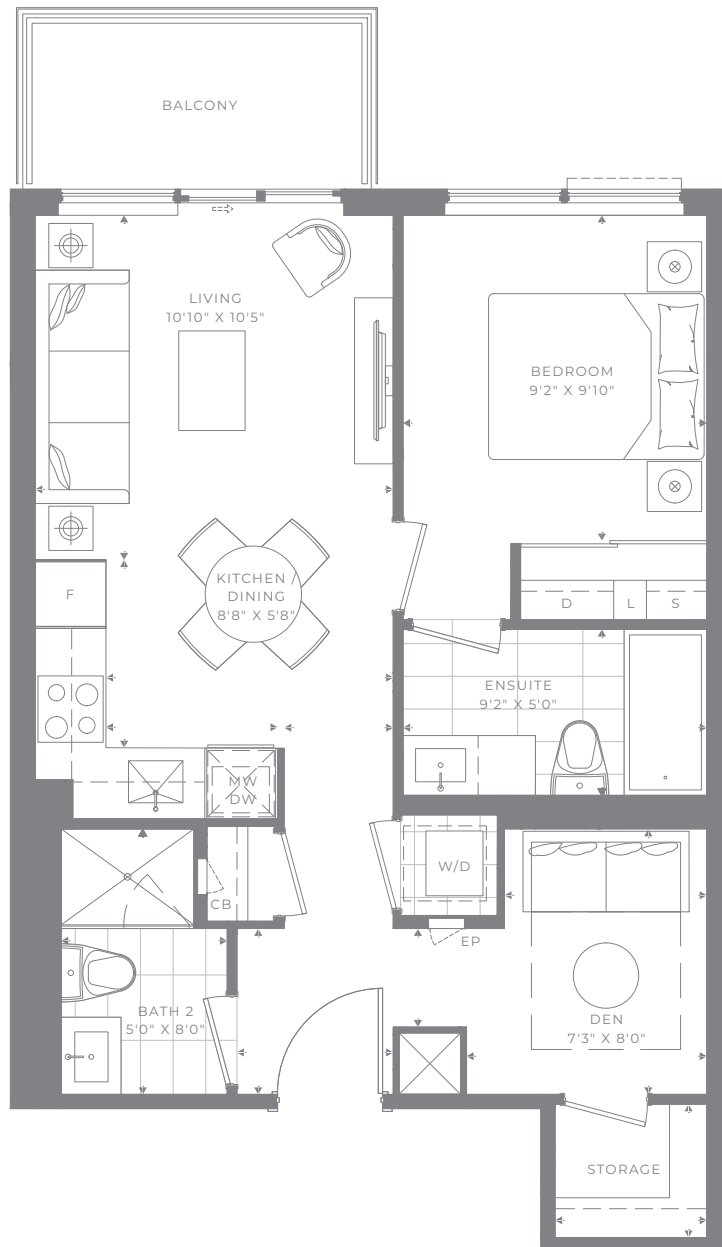
One Bedroom + Den

Courtyard Suites

Unit 1BD-K2

Suite: 610 sq. ft.

Balcony: 50 sq. ft.



L7



L8

Dimensions, specifications, layouts and materials are approximate only and are subject to change without notice. Tile patterns may vary. Window size and location may vary. Actual usable floor space may vary from slated floor area. Balcony and terrace area is approximate and not included in net suite area. The purchaser acknowledges that the actual unit purchased may be a reverse layout to the plan shown. See Sales Representative for full details. E. & O. E.

M2M CONDOS

YONGE & FINCH

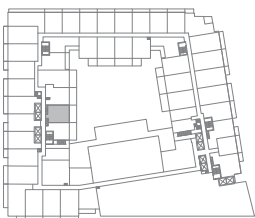
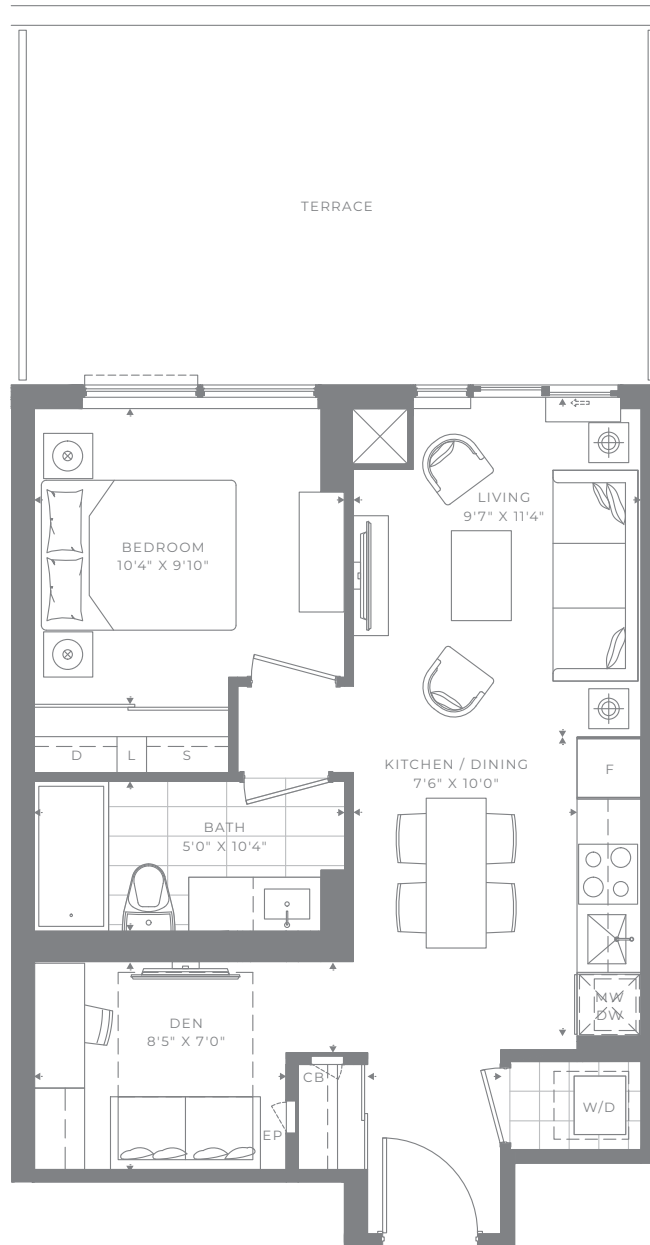
One Bedroom + Den

Courtyard Suites

Unit 1BD-O-T

Suite: 568 sq. ft.

Terrace: 252 sq. ft.



L 3

Dimensions, specifications, layouts and materials are approximate only and are subject to change without notice. Tile patterns may vary. Window size and location may vary. Actual usable floor space may vary from slated floor area. Balcony and terrace area is approximate and not included in net suite area. The purchaser acknowledges that the actual unit purchased may be a reverse layout to the plan shown. See Sales Representative for full details. E. & O. E.

M2M CONDOS

YONGE & FINCH

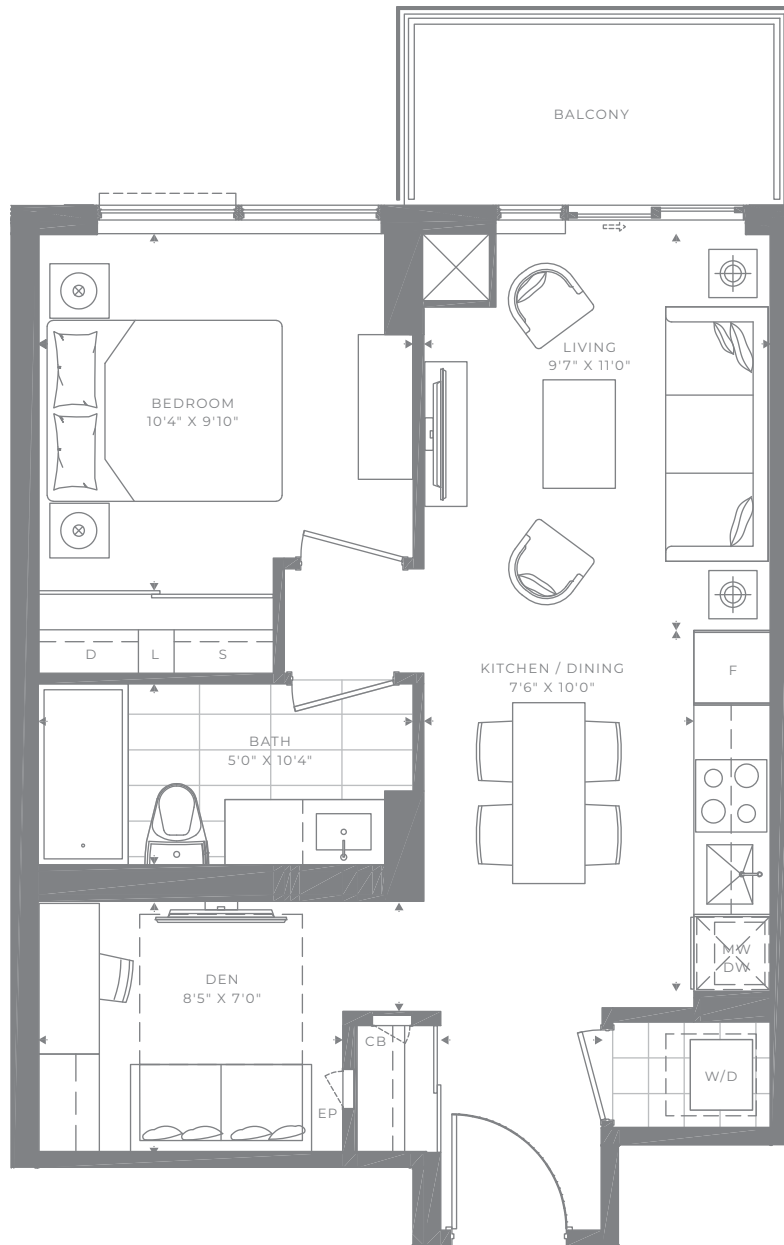
One Bedroom + Den

Courtyard Suites

Unit 1BD-O

Suite: 568 sq. ft.

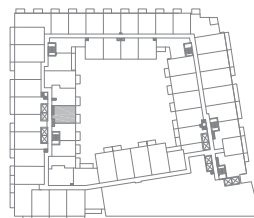
Balcony: 50 sq. ft.



L4



L5



L6



L7



L8

Dimensions, specifications, layouts and materials are approximate only and are subject to change without notice. Tile patterns may vary. Window size and location may vary. Actual usable floor space may vary from slated floor area. Balcony and terrace area is approximate and not included in net suite area. The purchaser acknowledges that the actual unit purchased may be a reverse layout to the plan shown. See Sales Representative for full details. E. & O. E.

M2M CONDOS

YONGE & FINCH

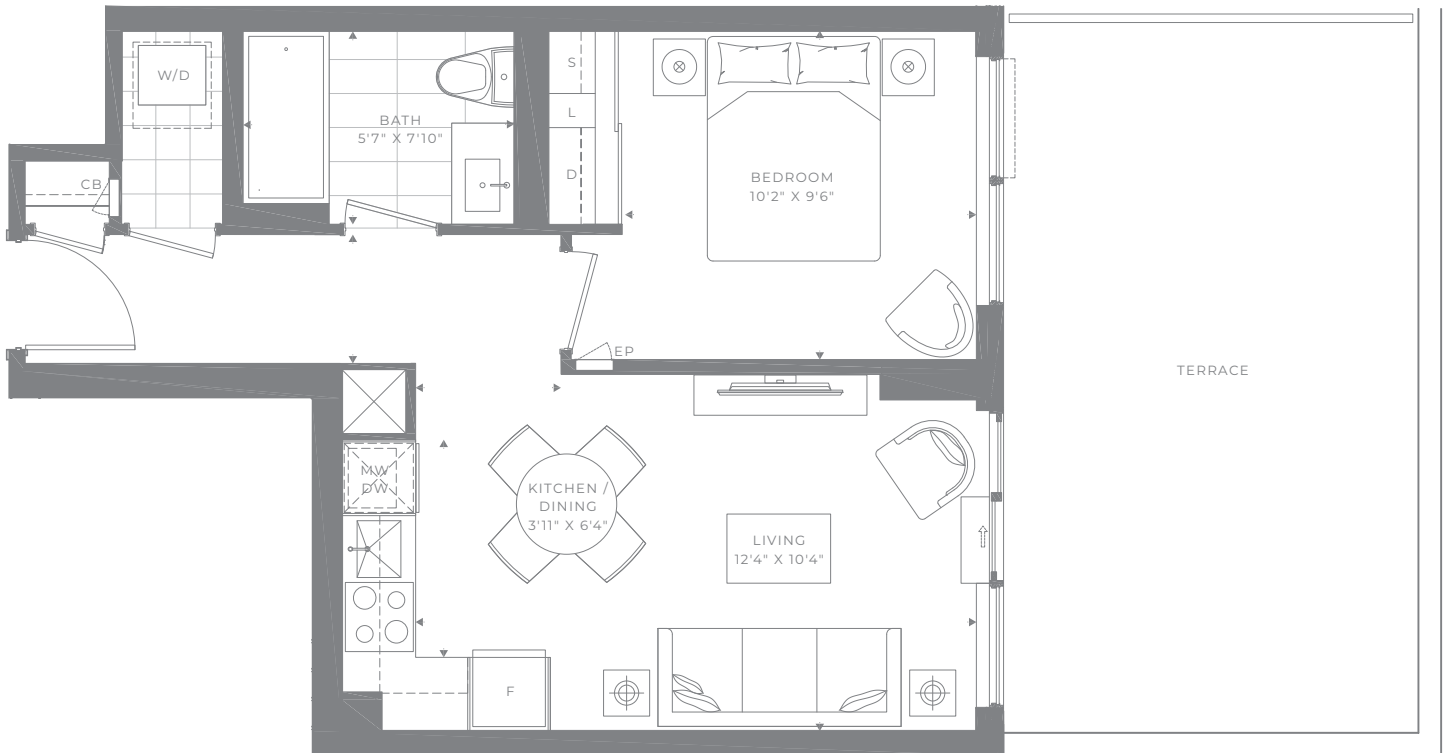
One Bedroom

Courtyard Suites

Unit 1BD-P-T

Suite: 506 sq. ft.

Terrace: 245 sq. ft.



L 3

Dimensions, specifications, layouts and materials are approximate only and are subject to change without notice. Tile patterns may vary. Window size and location may vary. Actual usable floor space may vary from slated floor area. Balcony and terrace area is approximate and not included in net suite area. The purchaser acknowledges that the actual unit purchased may be a reverse layout to the plan shown. See Sales Representative for full details. E. & O. E.

M2M CONDOS

YONGE & FINCH

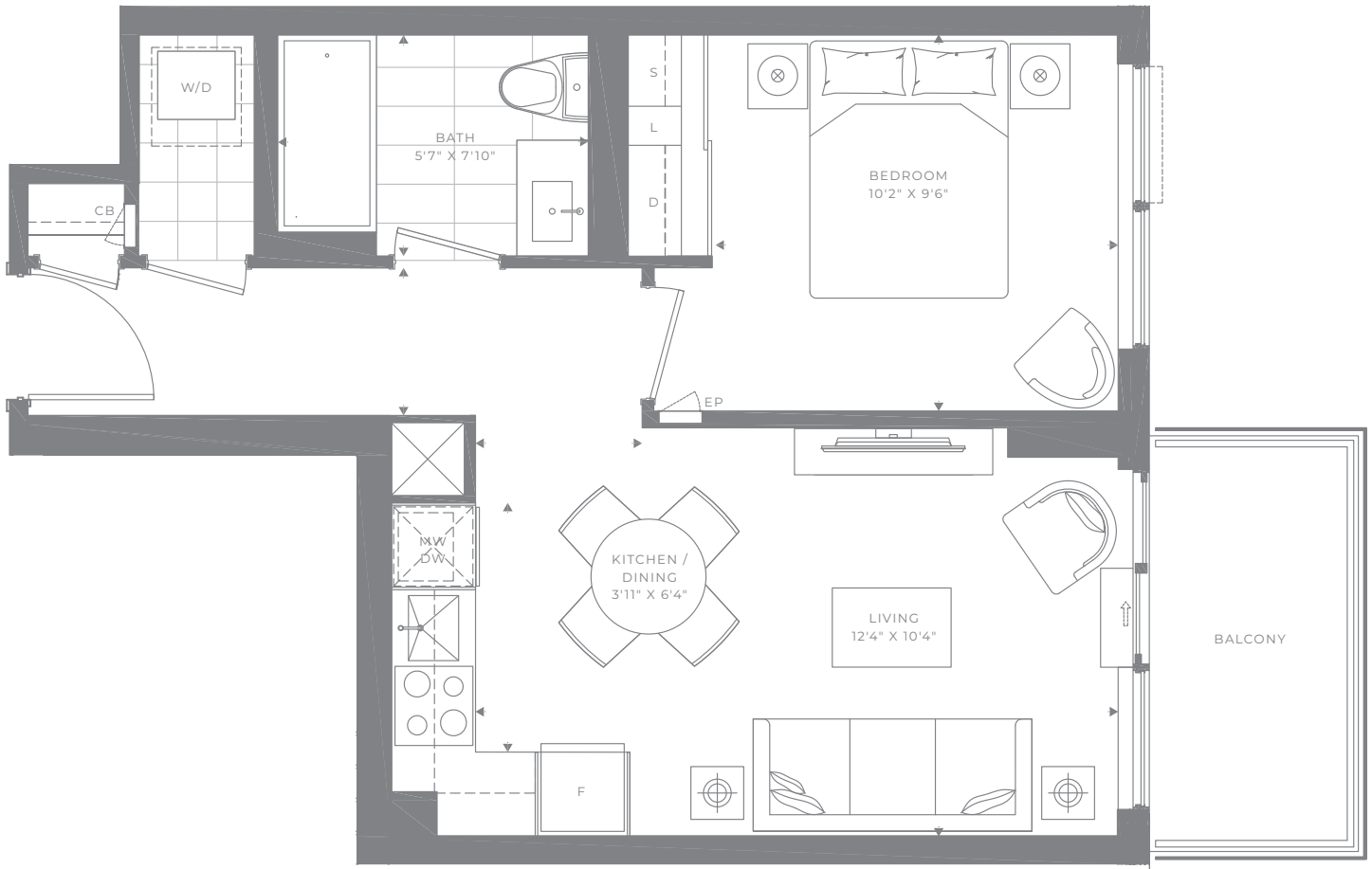
One Bedroom

Courtyard Suites

Unit 1BD-P

Suite: 506 sq. ft.

Balcony: 50 sq. ft.



L4



L5



L6



L7



L8

Dimensions, specifications, layouts and materials are approximate only and are subject to change without notice. Tile patterns may vary. Window size and location may vary. Actual usable floor space may vary from slated floor area. Balcony and terrace area is approximate and not included in net suite area. The purchaser acknowledges that the actual unit purchased may be a reverse layout to the plan shown. See Sales Representative for full details. E. & O. E.

M2M CONDOS

YONGE & FINCH

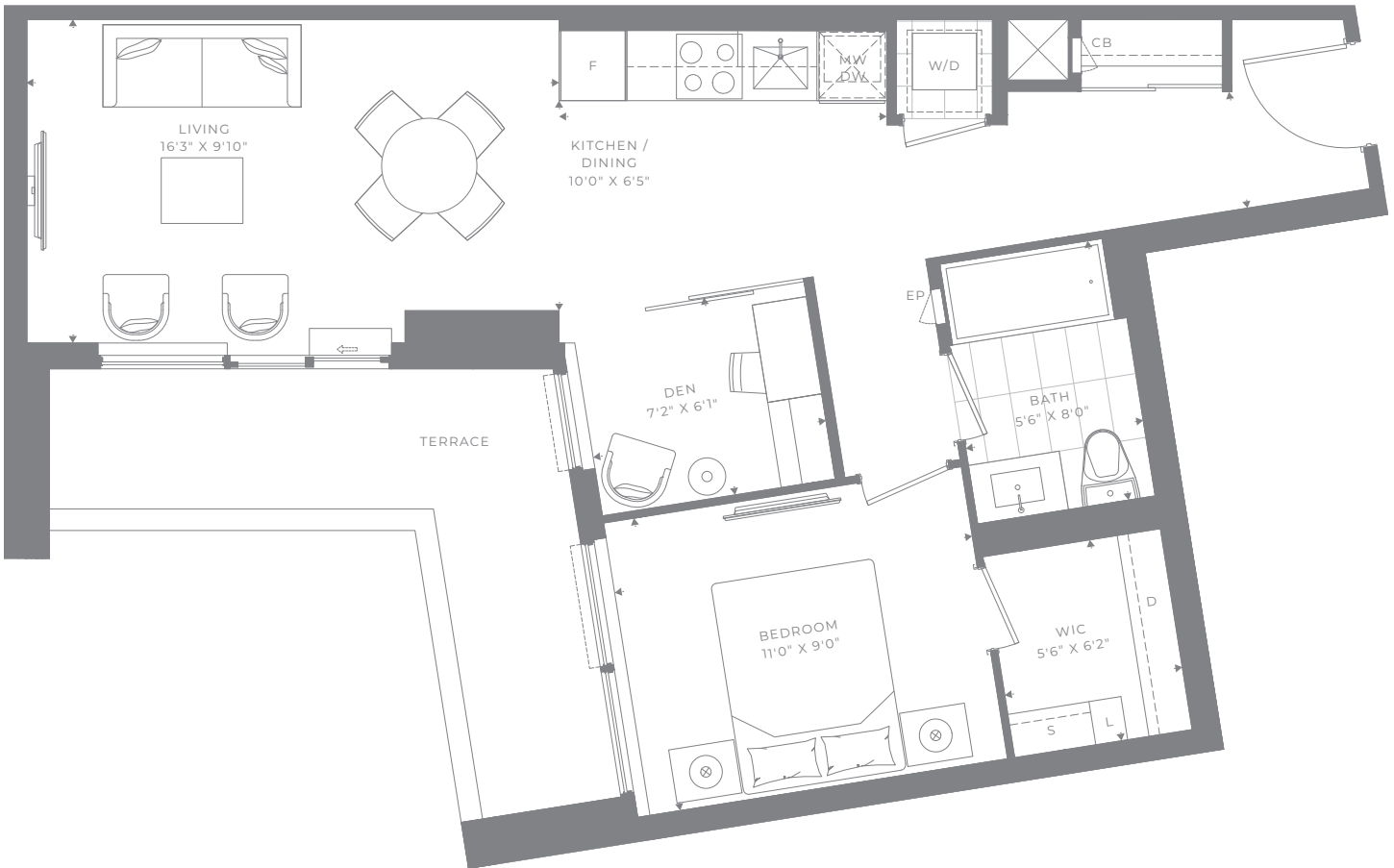
One Bedroom + Den

Courtyard Suites

Unit 1BD-Y-T

Suite: 665 sq. ft.

Terrace: 106 sq. ft.



L 3

Dimensions, specifications, layouts and materials are approximate only and are subject to change without notice. Tile patterns may vary. Window size and location may vary. Actual usable floor space may vary from slated floor area. Balcony and terrace area is approximate and not included in net suite area. The purchaser acknowledges that the actual unit purchased may be a reverse layout to the plan shown. See Sales Representative for full details. E. & O. E.

M2M CONDOS

YONGE & FINCH

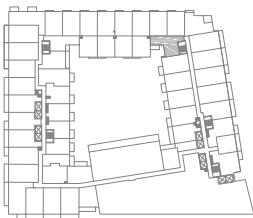
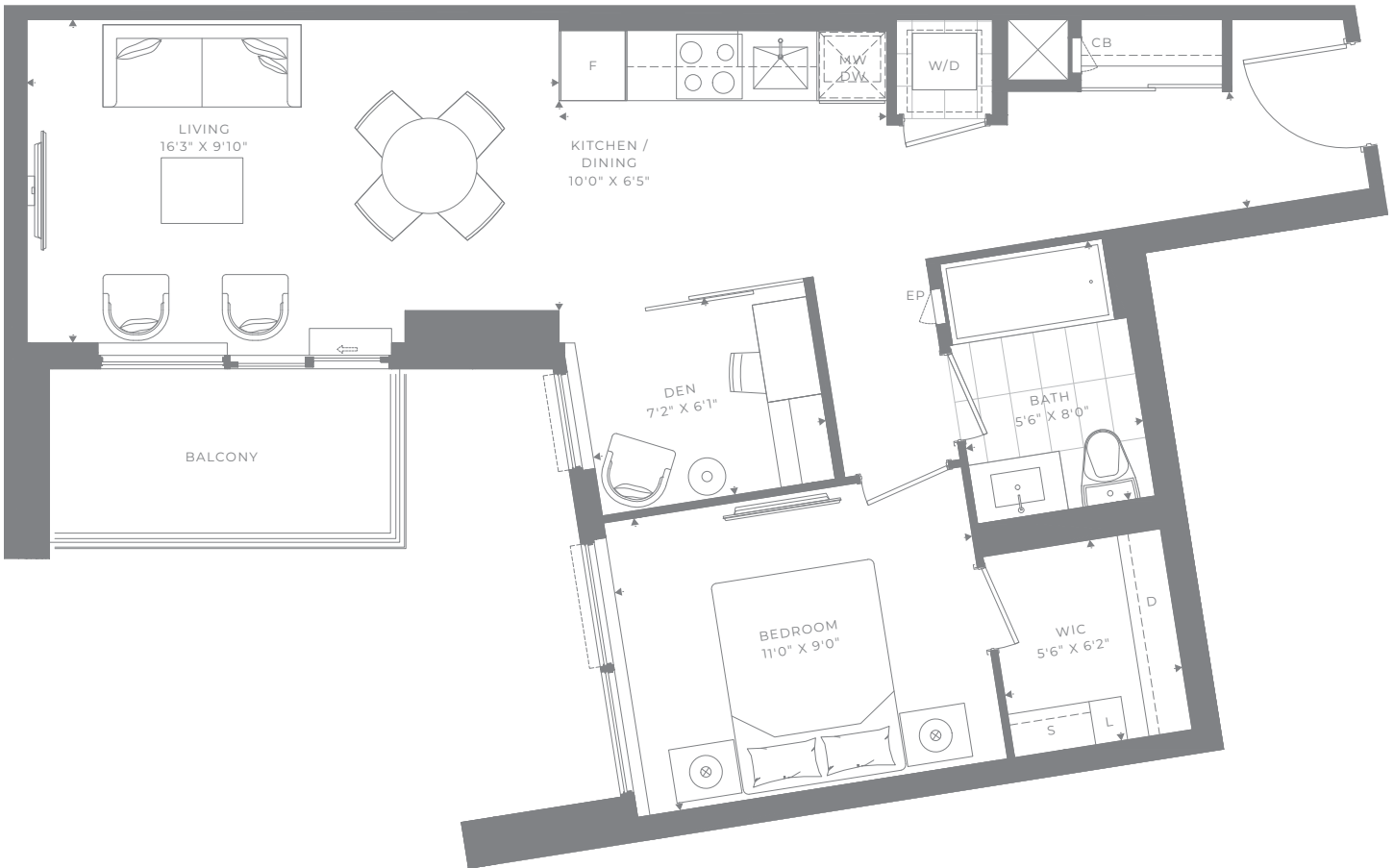
One Bedroom + Den

Courtyard Suites

Unit 1BD-Y

Suite: 665 sq. ft.

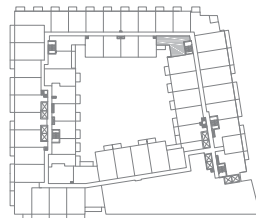
Balcony: 52 sq. ft.



L4



L5



L6

Dimensions, specifications, layouts and materials are approximate only and are subject to change without notice. Tile patterns may vary. Window size and location may vary. Actual usable floor space may vary from slated floor area. Balcony and terrace area is approximate and not included in net suite area. The purchaser acknowledges that the actual unit purchased may be a reverse layout to the plan shown. See Sales Representative for full details. E. & O. E.

M2M CONDOS

YONGE & FINCH

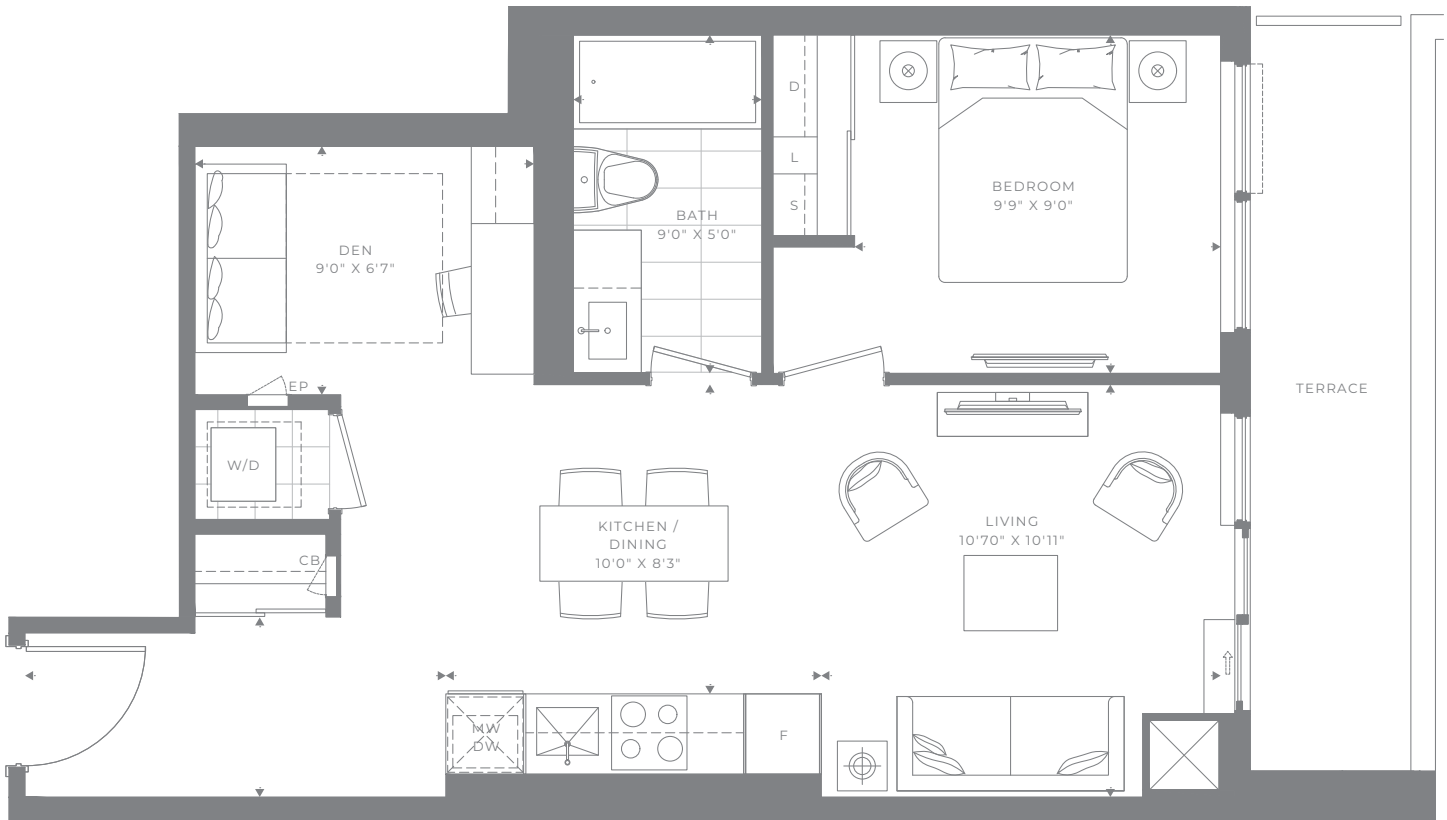
One Bedroom + Den

Courtyard Suites

Unit 1BD-Z-T

Suite: 599 sq. ft.

Terrace: 85 sq. ft.



L3

Dimensions, specifications, layouts and materials are approximate only and are subject to change without notice. Tile patterns may vary. Window size and location may vary. Actual usable floor space may vary from slated floor area. Balcony and terrace area is approximate and not included in net suite area. The purchaser acknowledges that the actual unit purchased may be a reverse layout to the plan shown. See Sales Representative for full details. E. & O. E.

M2M CONDOS

YONGE & FINCH

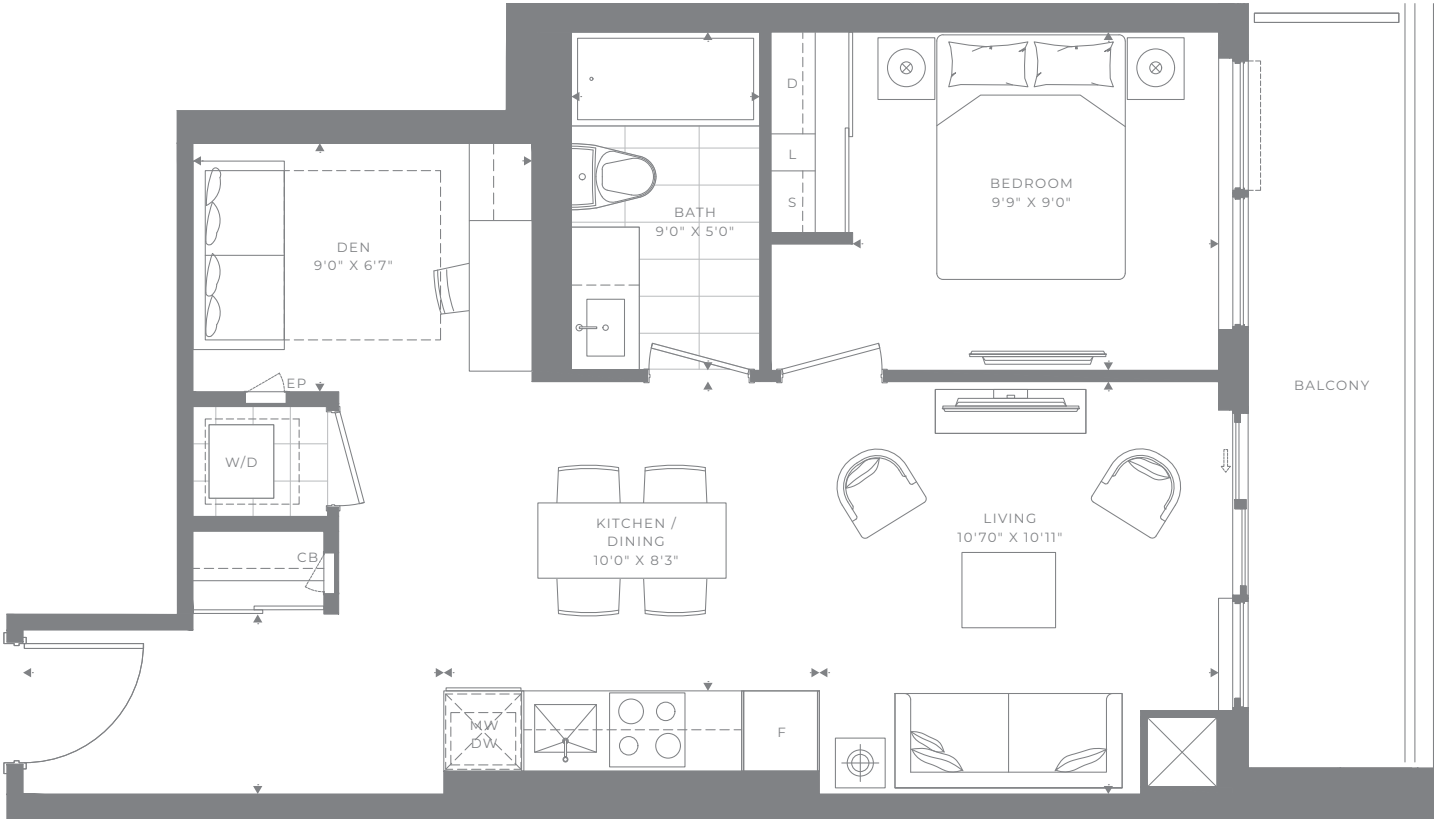
One Bedroom + Den

Courtyard Suites

Unit 1BD-Z

Suite: 599 sq. ft.

Balcony: 83 sq. ft.



L4



L5



L6

Dimensions, specifications, layouts and materials are approximate only and are subject to change without notice. Tile patterns may vary. Window size and location may vary. Actual usable floor space may vary from slated floor area. Balcony and terrace area is approximate and not included in net suite area. The purchaser acknowledges that the actual unit purchased may be a reverse layout to the plan shown. See Sales Representative for full details. E. & O. E.

M2M CONDOS

YONGE & FINCH

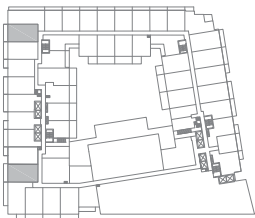
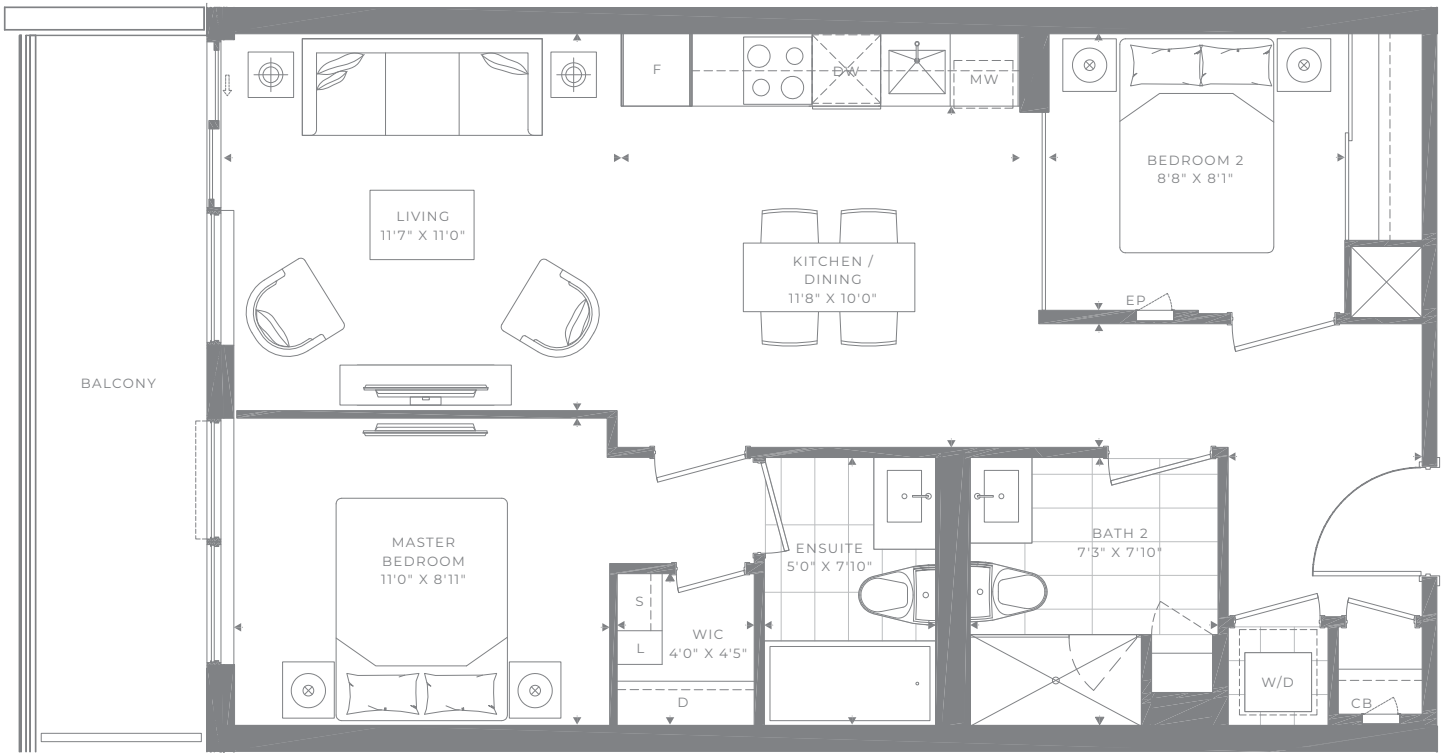
Two Bedrooms

Connection Suites

Unit 2B-A-M-N1

Suite: 766 sq. ft.

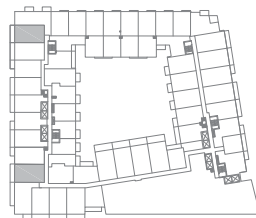
Balcony: 100 sq. ft.



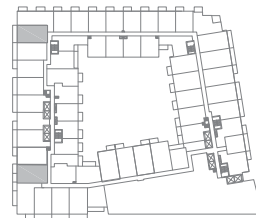
L3



L4



L5



L6

Dimensions, specifications, layouts and materials are approximate only and are subject to change without notice. Tile patterns may vary. Window size and location may vary. Actual usable floor space may vary from slated floor area. Balcony and terrace area is approximate and not included in net suite area. The purchaser acknowledges that the actual unit purchased may be a reverse layout to the plan shown. See Sales Representative for full details. E. & O. E.

M2M CONDOS

YONGE & FINCH

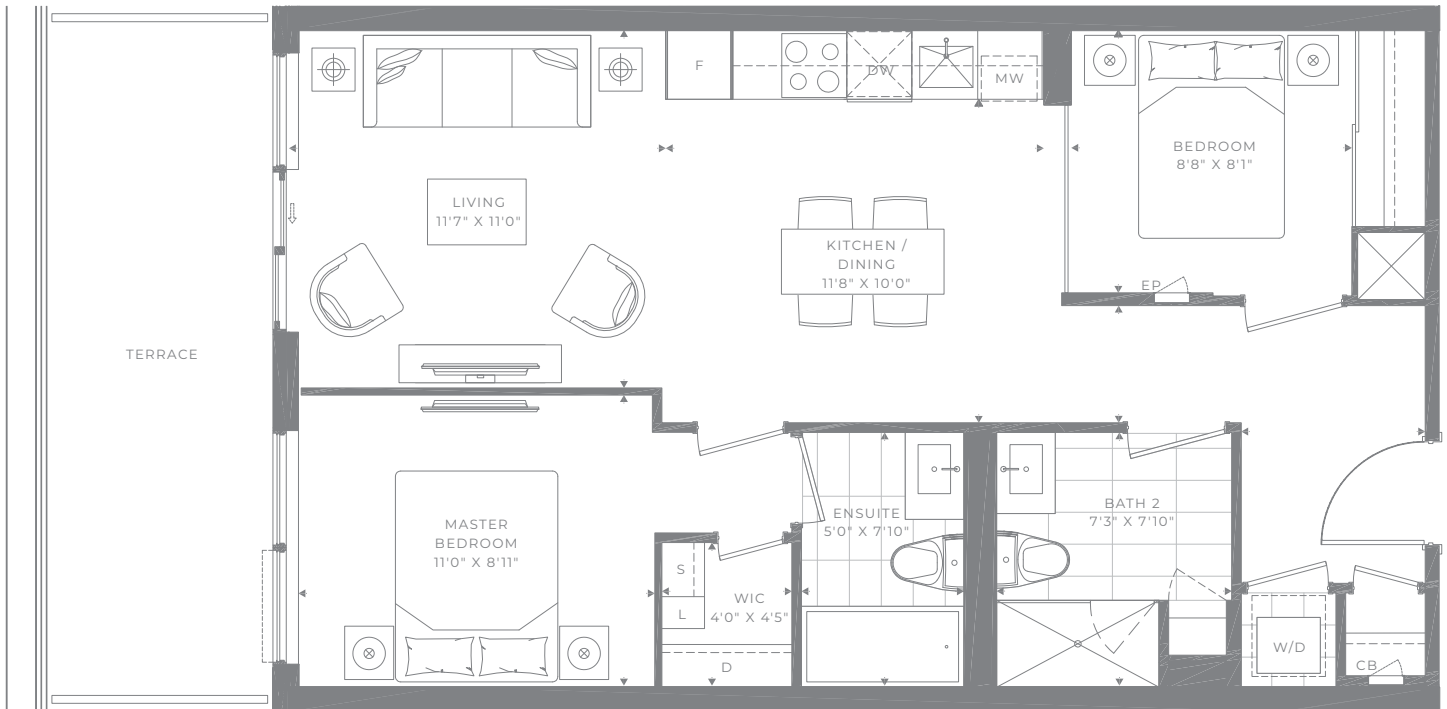
Two Bedrooms

Connection Suites

Unit 2B-A-MT

Suite: 766 sq. ft.

Terrace: 153 sq. ft.



L5

Dimensions, specifications, layouts and materials are approximate only and are subject to change without notice. Tile patterns may vary. Window size and location may vary. Actual usable floor space may vary from slated floor area. Balcony and terrace area is approximate and not included in net suite area. The purchaser acknowledges that the actual unit purchased may be a reverse layout to the plan shown. See Sales Representative for full details. E. & O. E.

M2M CONDOS

YONGE & FINCH

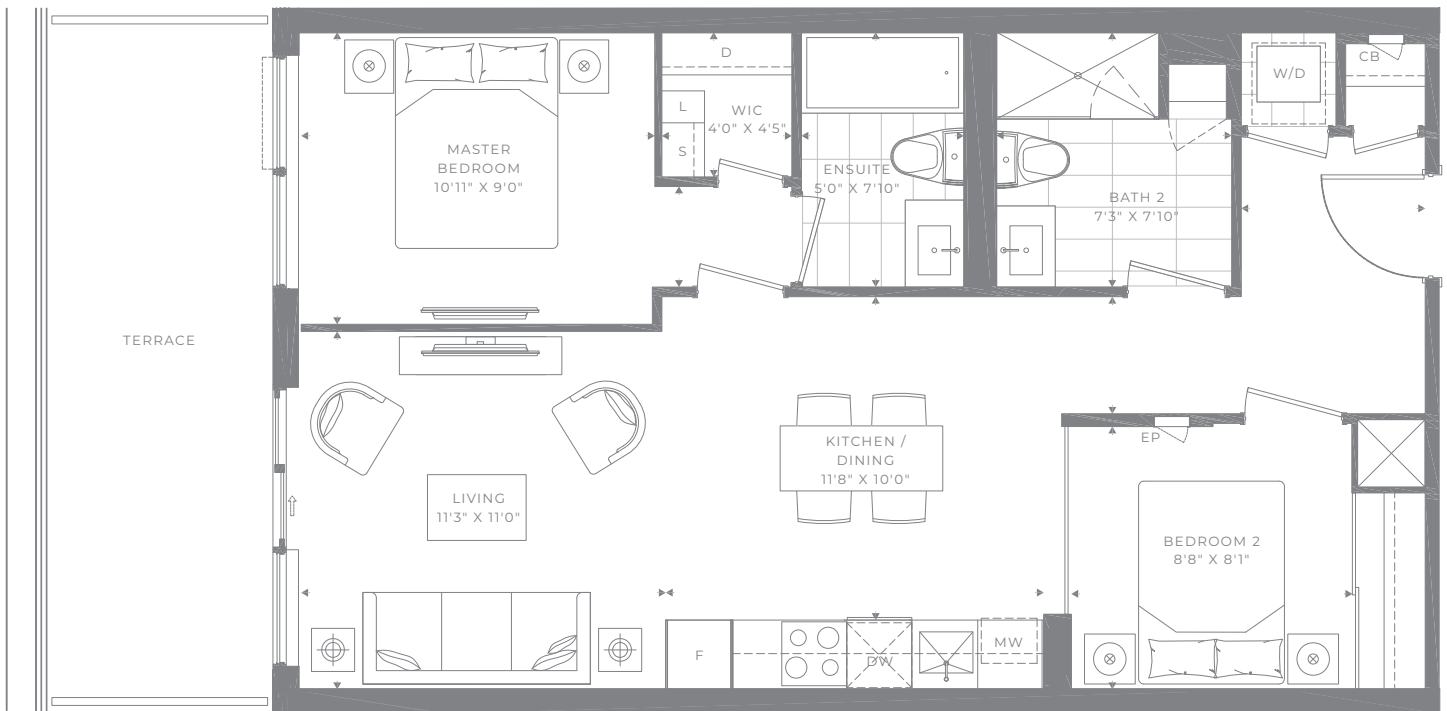
Two Bedrooms

Connection Suites

Unit 2B-A-T

Suite: 766 sq. ft.

Terrace: 153 sq. ft.



L5

Dimensions, specifications, layouts and materials are approximate only and are subject to change without notice. Tile patterns may vary. Window size and location may vary. Actual usable floor space may vary from slated floor area. Balcony and terrace area is approximate and not included in net suite area. The purchaser acknowledges that the actual unit purchased may be a reverse layout to the plan shown. See Sales Representative for full details. E. & O. E.

M2M CONDOS

YONGE & FINCH

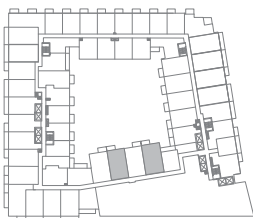
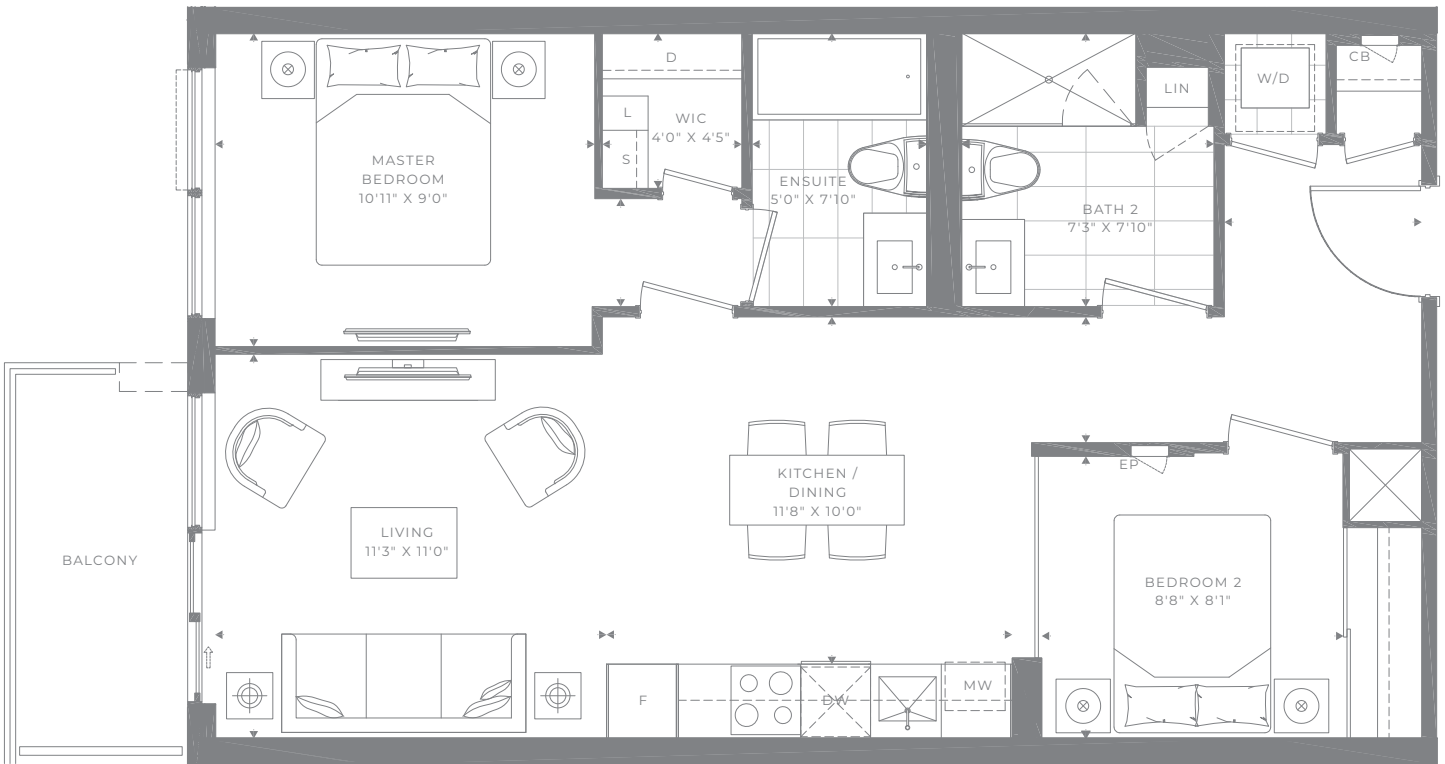
Two Bedrooms

Connection Suites

Unit 2B-AC

Suite: 766 sq. ft.

Balcony: 52 sq. ft.



L6



L7



L8

Dimensions, specifications, layouts and materials are approximate only and are subject to change without notice. Tile patterns may vary. Window size and location may vary. Actual usable floor space may vary from slated floor area. Balcony and terrace area is approximate and not included in net suite area. The purchaser acknowledges that the actual unit purchased may be a reverse layout to the plan shown. See Sales Representative for full details. E. & O. E.

M2M CONDOS

YONGE & FINCH

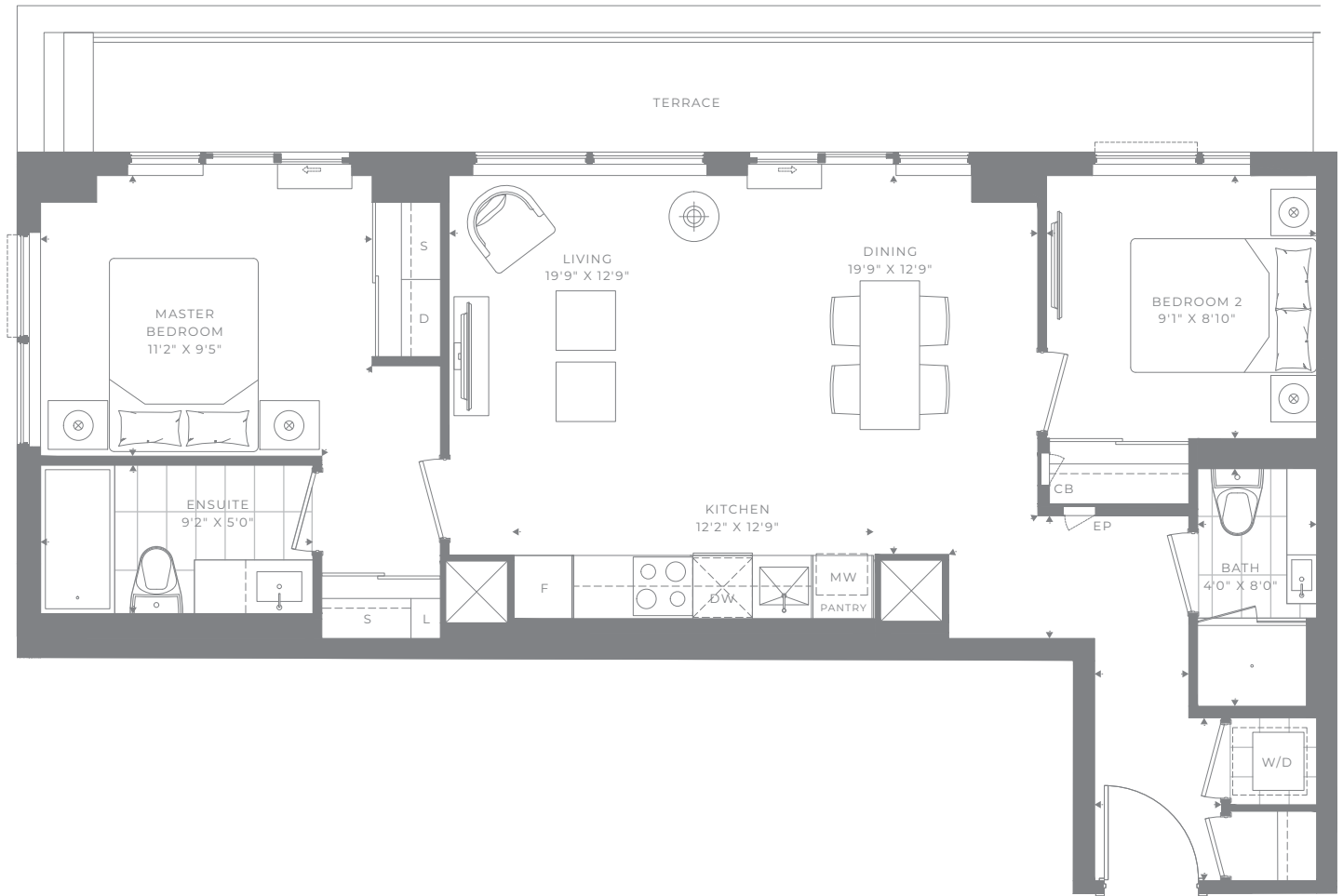
Two Bedrooms

Parkview Suites

Unit 2B-B-T

Suite: 817 sq. ft.

Terrace: 165 sq. ft.



L3

Dimensions, specifications, layouts and materials are approximate only and are subject to change without notice. Tile patterns may vary. Window size and location may vary. Actual usable floor space may vary from slated floor area. Balcony and terrace area is approximate and not included in net suite area. The purchaser acknowledges that the actual unit purchased may be a reverse layout to the plan shown. See Sales Representative for full details. E. & O. E.

M2M CONDOS

YONGE & FINCH

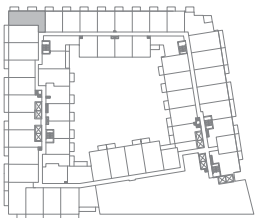
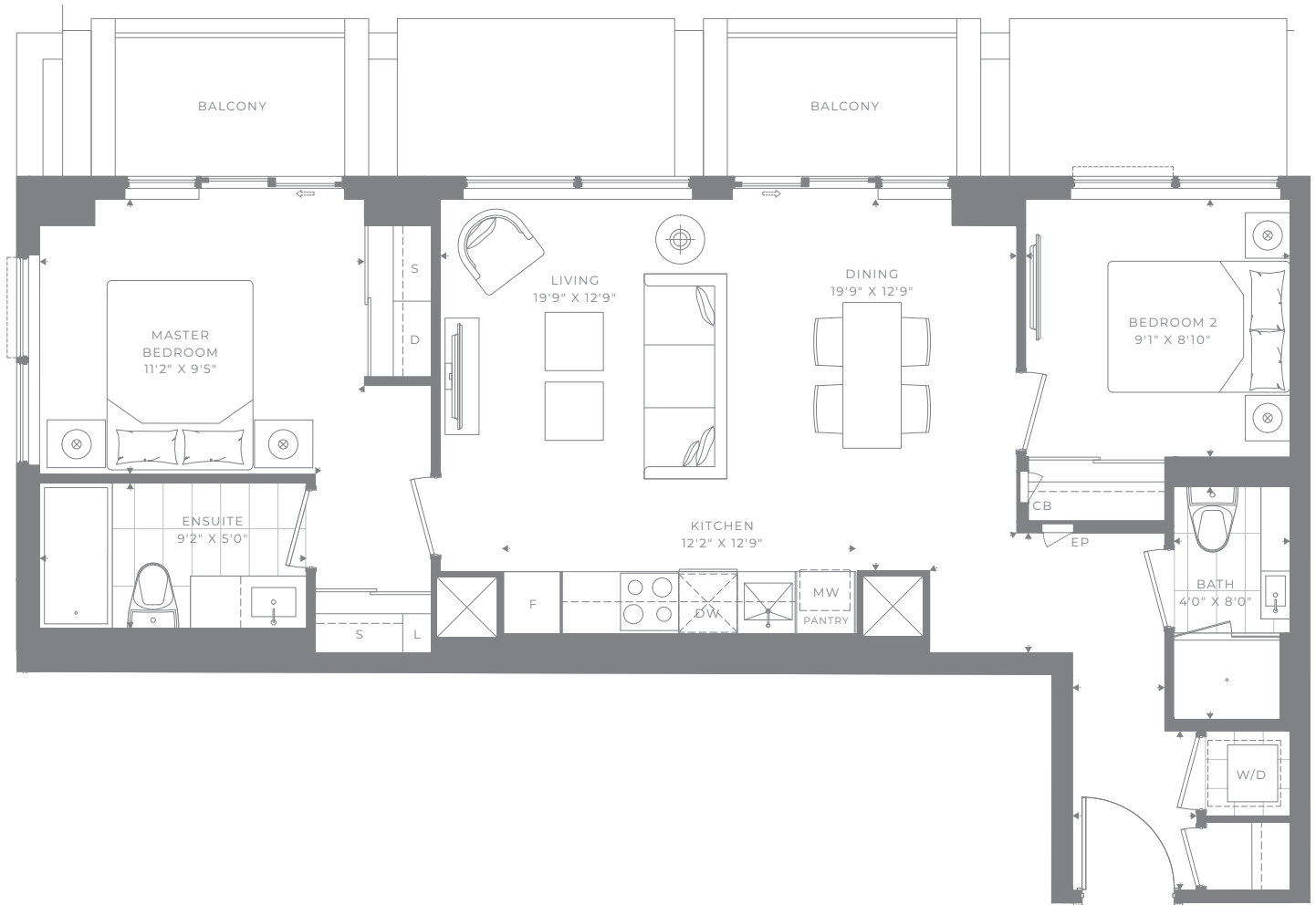
Two Bedrooms

Parkview Suites

Unit 2B-B

Suite: 817 sq. ft.

Balcony: 37+37 sq. ft.



L6

Dimensions, specifications, layouts and materials are approximate only and are subject to change without notice. Tile patterns may vary. Window size and location may vary. Actual usable floor space may vary from slated floor area. Balcony and terrace area is approximate and not included in net suite area. The purchaser acknowledges that the actual unit purchased may be a reverse layout to the plan shown. See Sales Representative for full details. E. & O. E.

M2M CONDOS

YONGE & FINCH

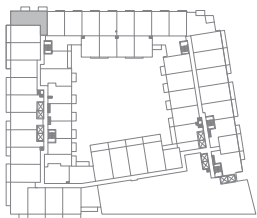
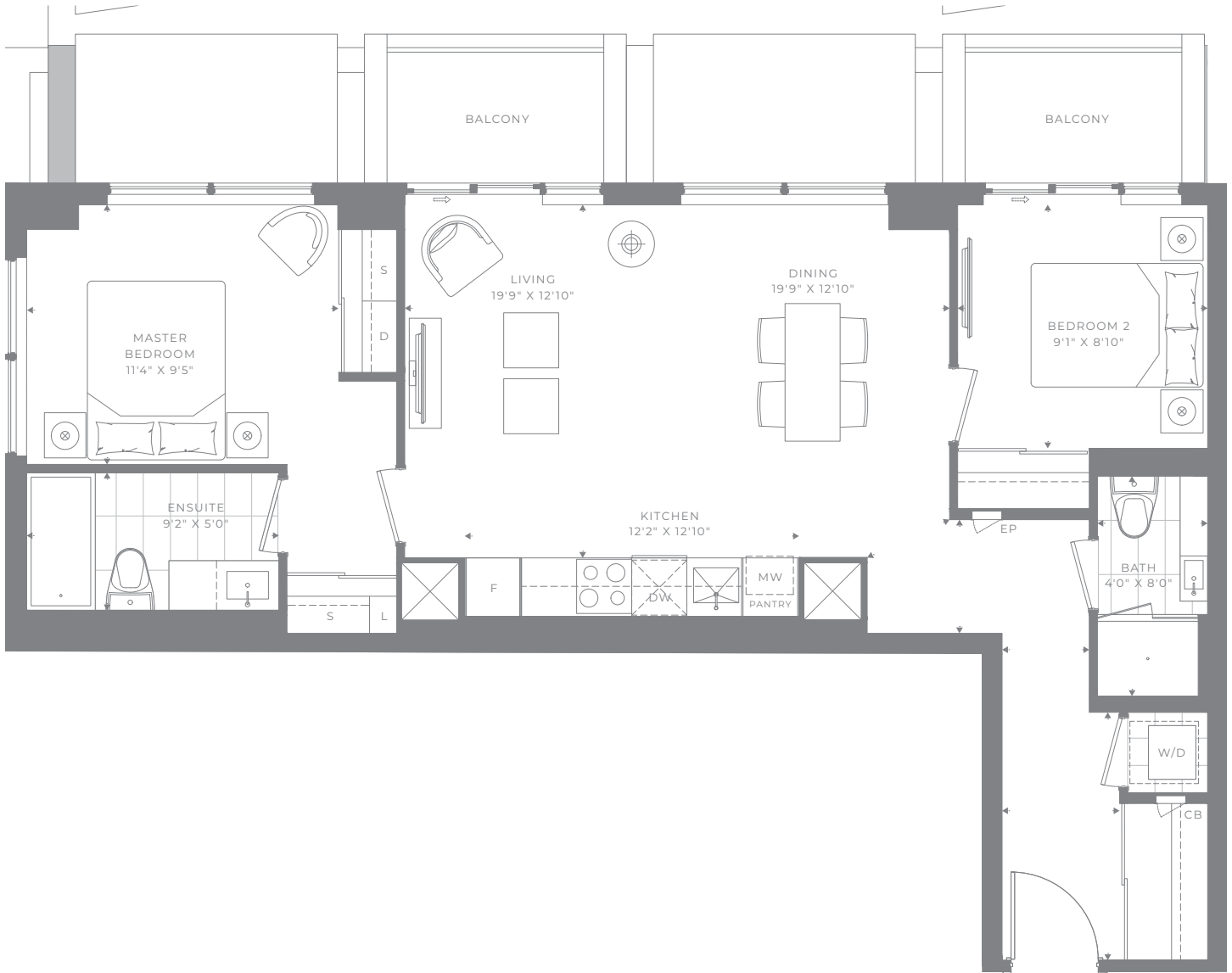
Two Bedrooms

Parkview Suites

Unit 2B-B1-L5

Suite: 847 sq. ft.

Balcony: 37+37 sq. ft.



L5

Dimensions, specifications, layouts and materials are approximate only and are subject to change without notice. Tile patterns may vary. Window size and location may vary. Actual usable floor space may vary from slated floor area. Balcony and terrace area is approximate and not included in net suite area. The purchaser acknowledges that the actual unit purchased may be a reverse layout to the plan shown. See Sales Representative for full details. E. & O. E.

M2M CONDOS

YONGE & FINCH

Two Bedrooms

Parkview Suites

Unit 2B-B1

Suite: 847 sq. ft.

Balcony: 37+37 sq. ft.



L4

Dimensions, specifications, layouts and materials are approximate only and are subject to change without notice. Tile patterns may vary. Window size and location may vary. Actual usable floor space may vary from slated floor area. Balcony and terrace area is approximate and not included in net suite area. The purchaser acknowledges that the actual unit purchased may be a reverse layout to the plan shown. See Sales Representative for full details. E. & O. E.

M2M CONDOS

YONGE & FINCH

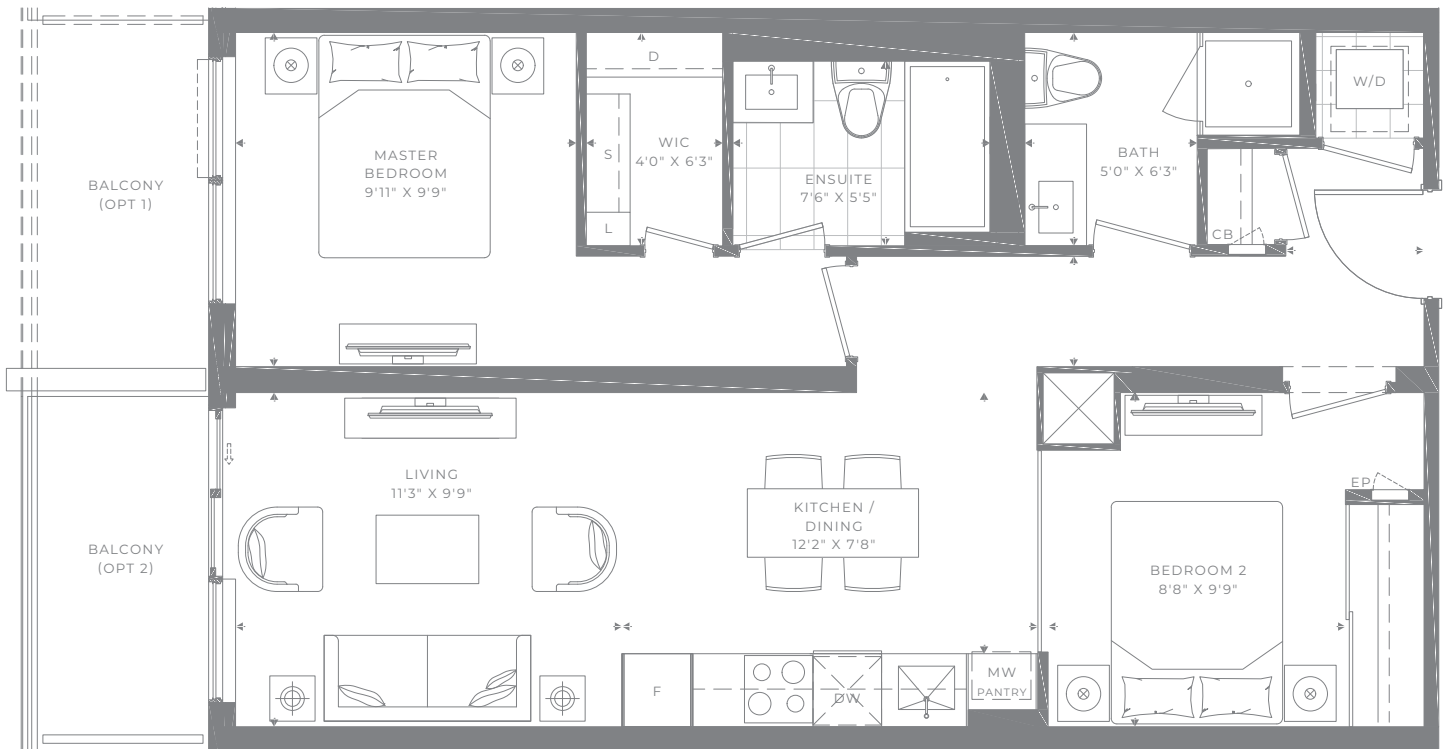
Two Bedrooms

Connection Suites

Unit 2B-C

Suite: 754 sq. ft.

Balcony: 49 sq. ft.



L7



L8

Dimensions, specifications, layouts and materials are approximate only and are subject to change without notice. Tile patterns may vary. Window size and location may vary. Actual usable floor space may vary from slated floor area. Balcony and terrace area is approximate and not included in net suite area. The purchaser acknowledges that the actual unit purchased may be a reverse layout to the plan shown. See Sales Representative for full details. E. & O. E.

M2M CONDOS

YONGE & FINCH

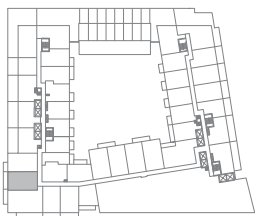
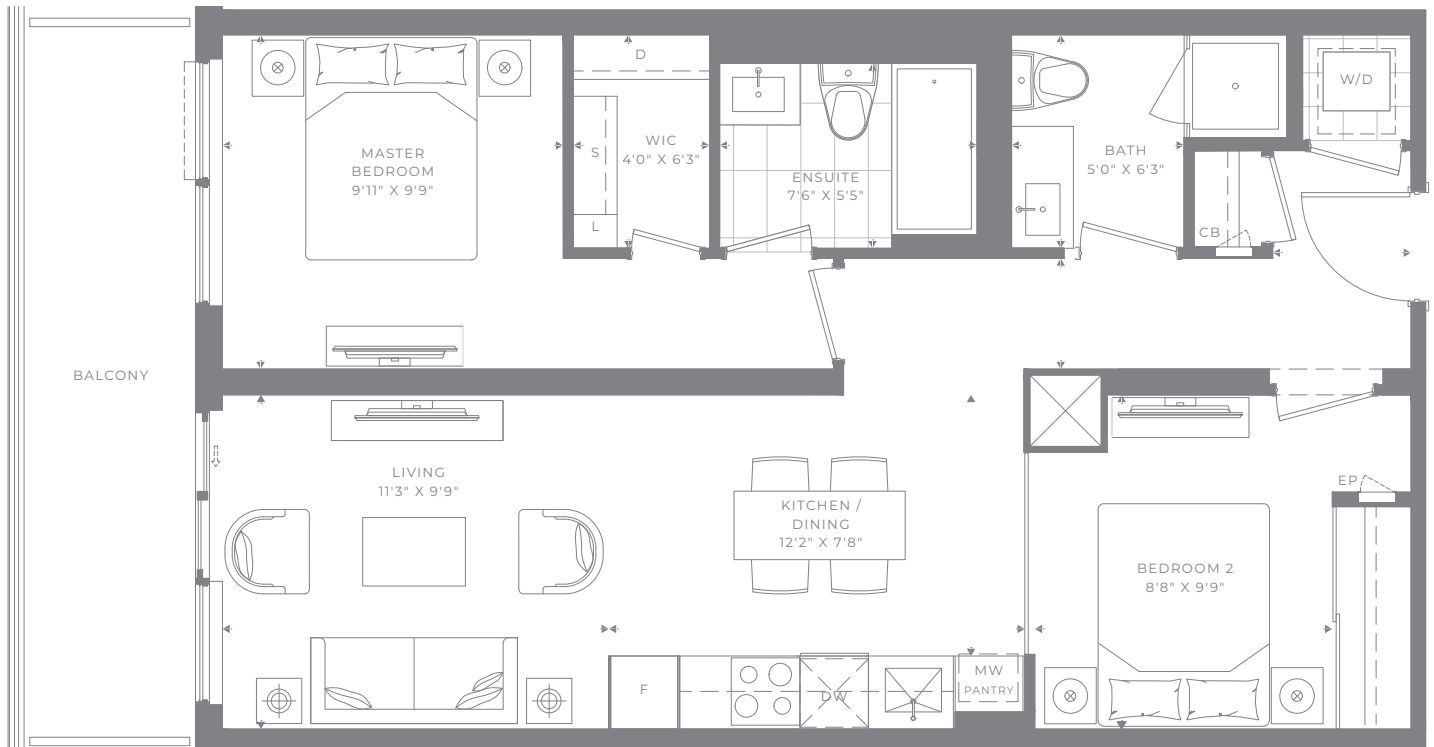
Two Bedrooms

Connection Suites

Unit 2B-C1

Suite: 754 sq. ft.

Balcony: 104 sq. ft.



L7



L8

Dimensions, specifications, layouts and materials are approximate only and are subject to change without notice. Tile patterns may vary. Window size and location may vary. Actual usable floor space may vary from slated floor area. Balcony and terrace area is approximate and not included in net suite area. The purchaser acknowledges that the actual unit purchased may be a reverse layout to the plan shown. See Sales Representative for full details. E. & O. E.

M2M CONDOS

YONGE & FINCH

Two Bedrooms

Yongeside Suites

Unit 2B-E

Suite: 868 sq. ft.

Balcony: 140 sq. ft.



L3 - L6

Dimensions, specifications, layouts and materials are approximate only and are subject to change without notice. Tile patterns may vary. Window size and location may vary. Actual usable floor space may vary from slated floor area. Balcony and terrace area is approximate and not included in net suite area. The purchaser acknowledges that the actual unit purchased may be a reverse layout to the plan shown. See Sales Representative for full details. E. & O. E.

M2M CONDOS

YONGE & FINCH

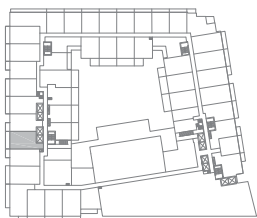
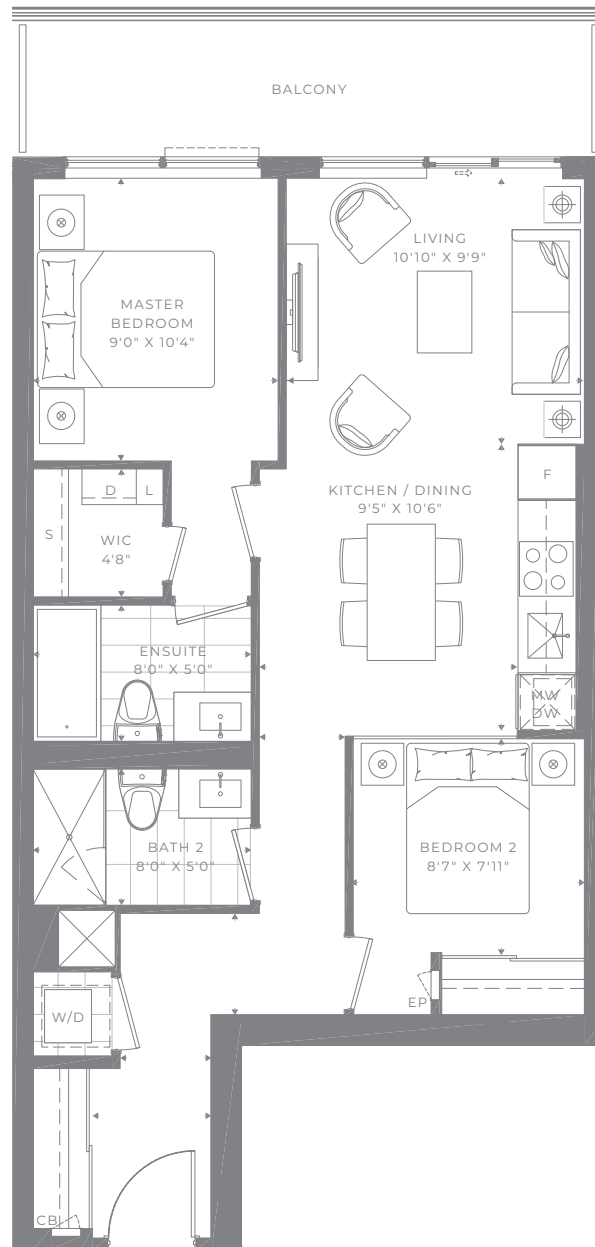
Two Bedrooms

Yongeside Suites

Unit 2B-F

Suite: 746 sq. ft.

Balcony: 103 sq. ft.



L3 - L6

Dimensions, specifications, layouts and materials are approximate only and are subject to change without notice. Tile patterns may vary. Window size and location may vary. Actual usable floor space may vary from slated floor area. Balcony and terrace area is approximate and not included in net suite area. The purchaser acknowledges that the actual unit purchased may be a reverse layout to the plan shown. See Sales Representative for full details. E. & O. E.

M2M CONDOS

YONGE & FINCH

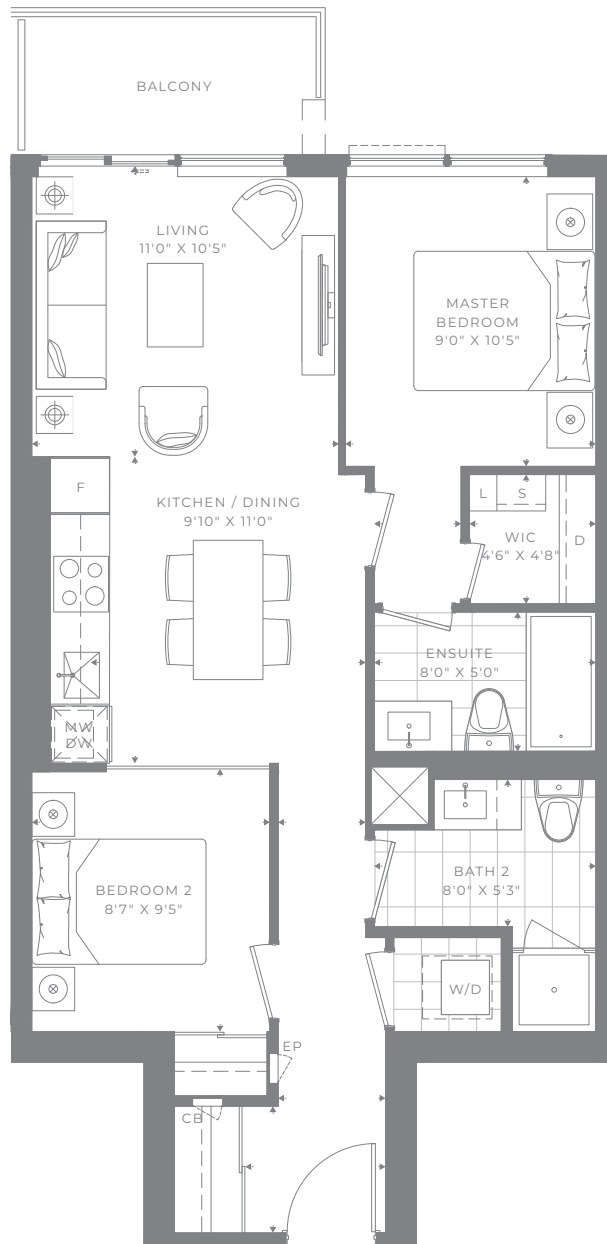
Two Bedrooms

Connection Suites

Unit 2B-G

Suite: 748 sq. ft.

Balcony: 56 sq. ft.



L3 - L6

Dimensions, specifications, layouts and materials are approximate only and are subject to change without notice. Tile patterns may vary. Window size and location may vary. Actual usable floor space may vary from slated floor area. Balcony and terrace area is approximate and not included in net suite area. The purchaser acknowledges that the actual unit purchased may be a reverse layout to the plan shown. See Sales Representative for full details. E. & O. E.

M2M CONDOS

YONGE & FINCH

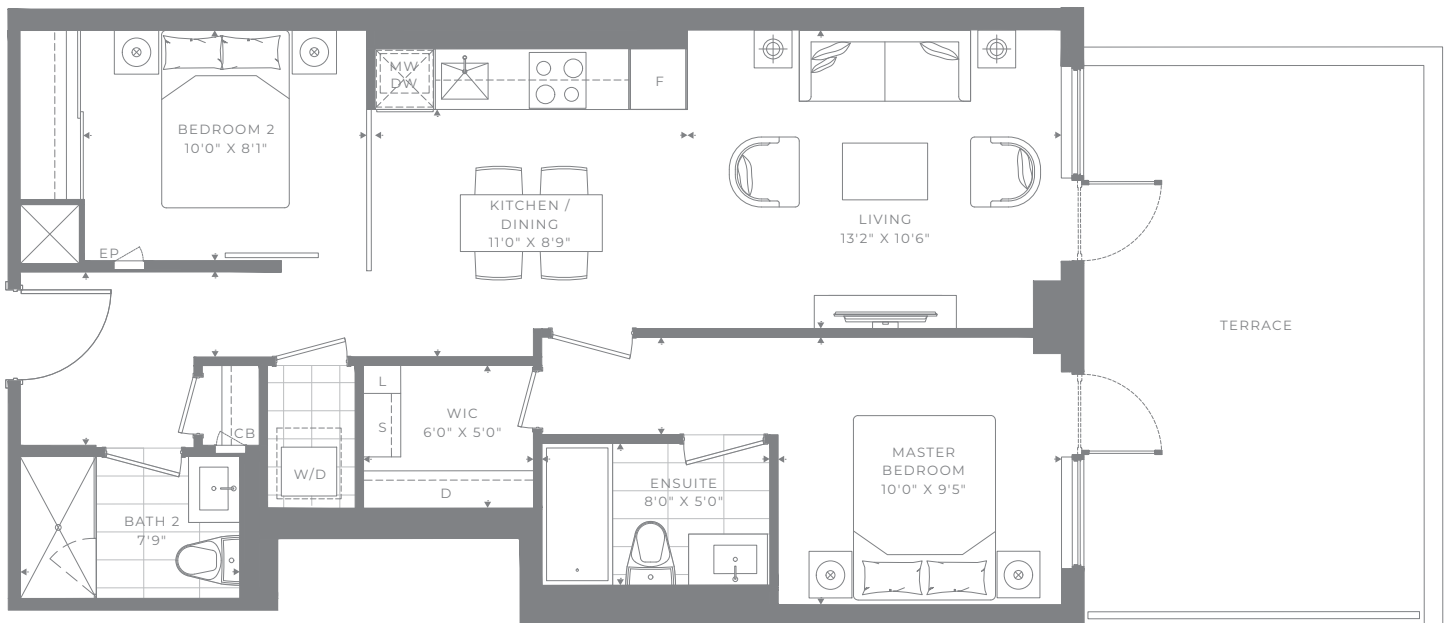
Two Bedrooms

Courtyard Suites

Unit 2B-H-T

Suite: 773 sq. ft.

Terrace: 232 sq. ft.



L 3

Dimensions, specifications, layouts and materials are approximate only and are subject to change without notice. Tile patterns may vary. Window size and location may vary. Actual usable floor space may vary from slated floor area. Balcony and terrace area is approximate and not included in net suite area. The purchaser acknowledges that the actual unit purchased may be a reverse layout to the plan shown. See Sales Representative for full details. E. & O. E.

M2M CONDOS

YONGE & FINCH

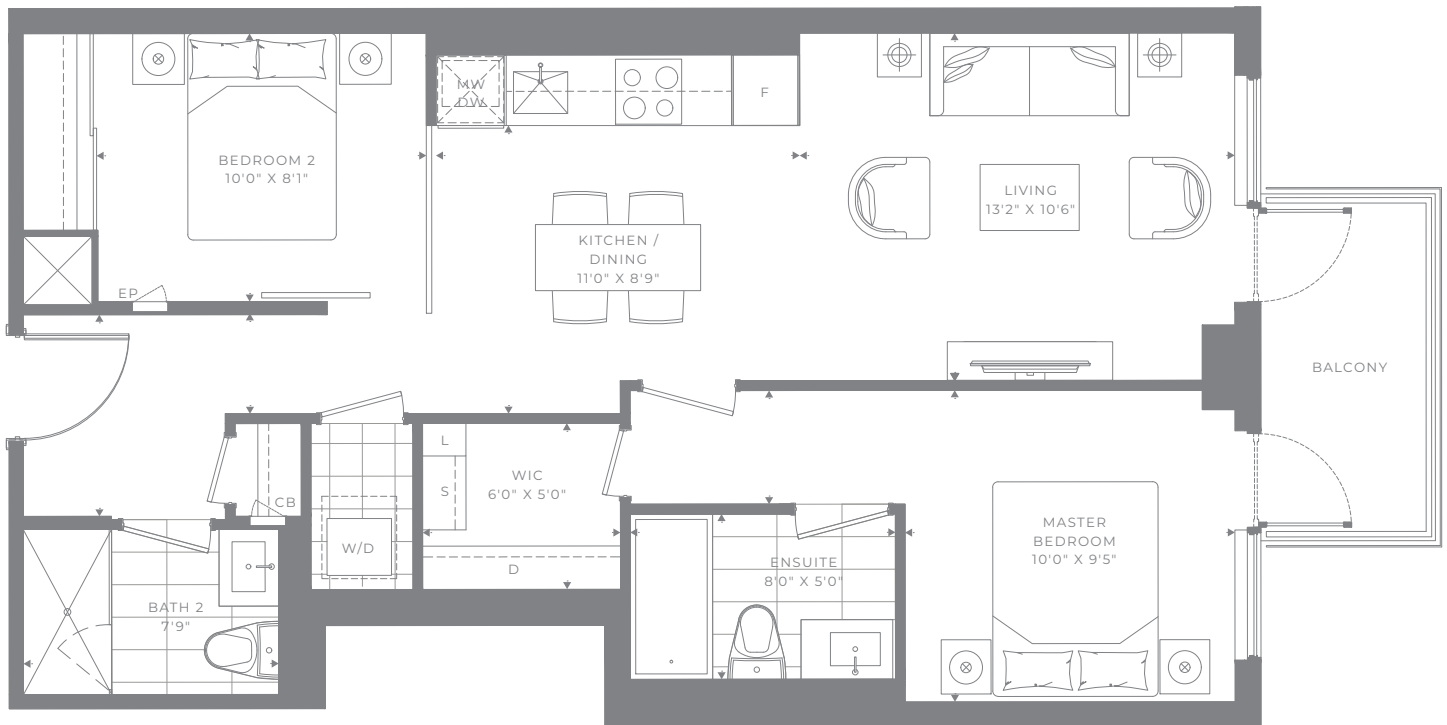
Two Bedrooms

Courtyard Suites

Unit 2B-H

Suite: 773 sq. ft.

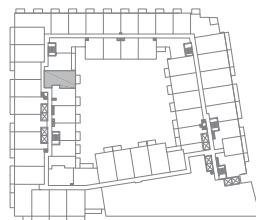
Balcony: 50 sq. ft.



L4



L5



L6

Dimensions, specifications, layouts and materials are approximate only and are subject to change without notice. Tile patterns may vary. Window size and location may vary. Actual usable floor space may vary from slated floor area. Balcony and terrace area is approximate and not included in net suite area. The purchaser acknowledges that the actual unit purchased may be a reverse layout to the plan shown. See Sales Representative for full details. E. & O. E.

M2M CONDOS

YONGE & FINCH

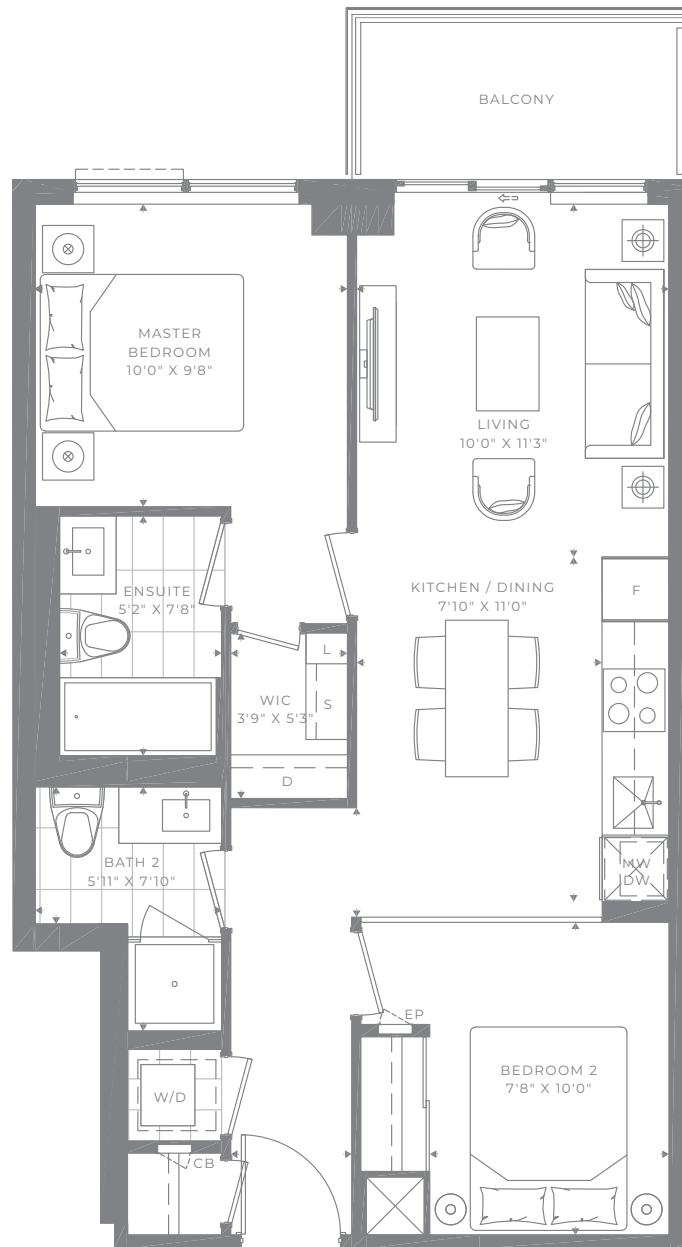
Two Bedrooms

Courtyard Suites

Unit 2B-1

Suite: 693 sq. ft.

Balcony: 50 sq. ft.



L7



L8

Dimensions, specifications, layouts and materials are approximate only and are subject to change without notice. Tile patterns may vary. Window size and location may vary. Actual usable floor space may vary from slated floor area. Balcony and terrace area is approximate and not included in net suite area. The purchaser acknowledges that the actual unit purchased may be a reverse layout to the plan shown. See Sales Representative for full details. E. & O. E.

M2M CONDOS

YONGE & FINCH

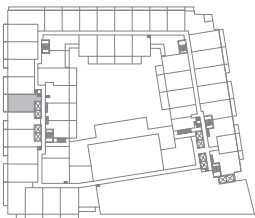
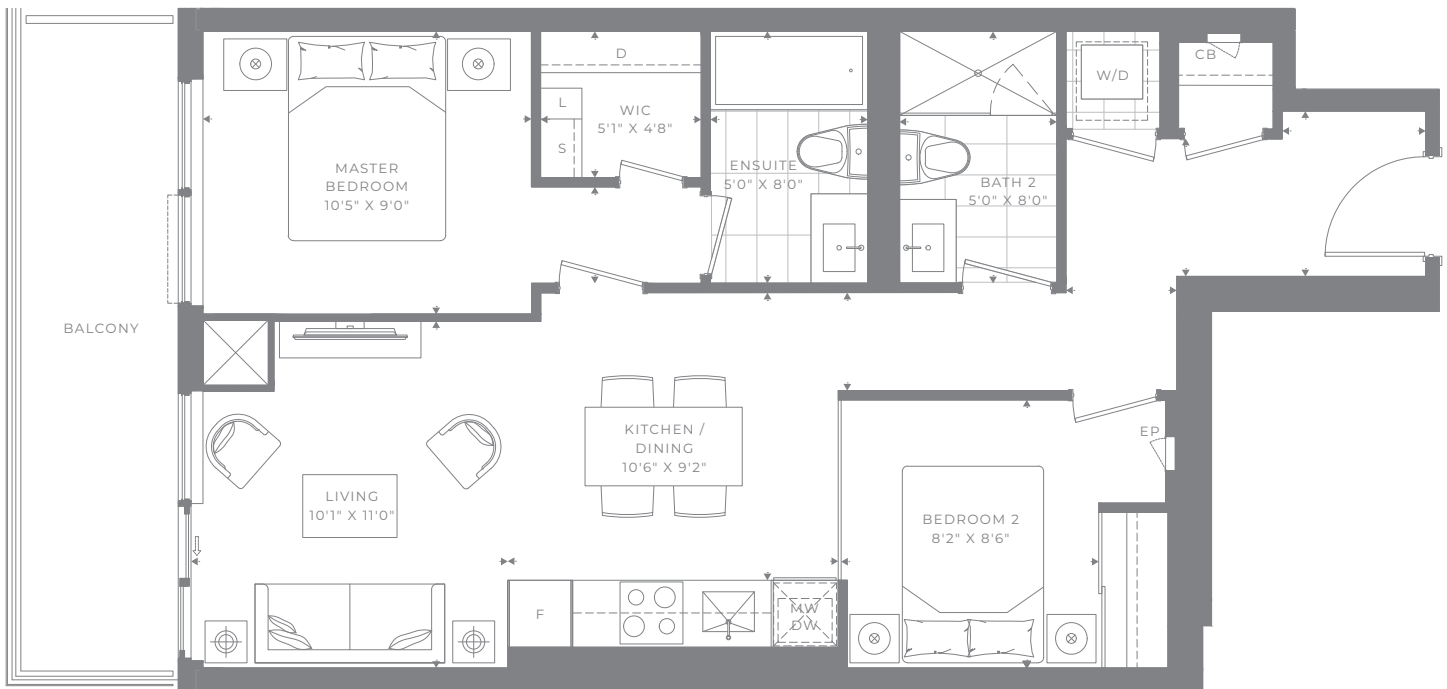
Two Bedrooms

Connection Suites

Unit 2B-K

Suite: 750 sq. ft.

Balcony: 103 sq. ft.



L3 - L6

Dimensions, specifications, layouts and materials are approximate only and are subject to change without notice. Tile patterns may vary. Window size and location may vary. Actual usable floor space may vary from slated floor area. Balcony and terrace area is approximate and not included in net suite area. The purchaser acknowledges that the actual unit purchased may be a reverse layout to the plan shown. See Sales Representative for full details. E. & O. E.

M2M CONDOS

YONGE & FINCH

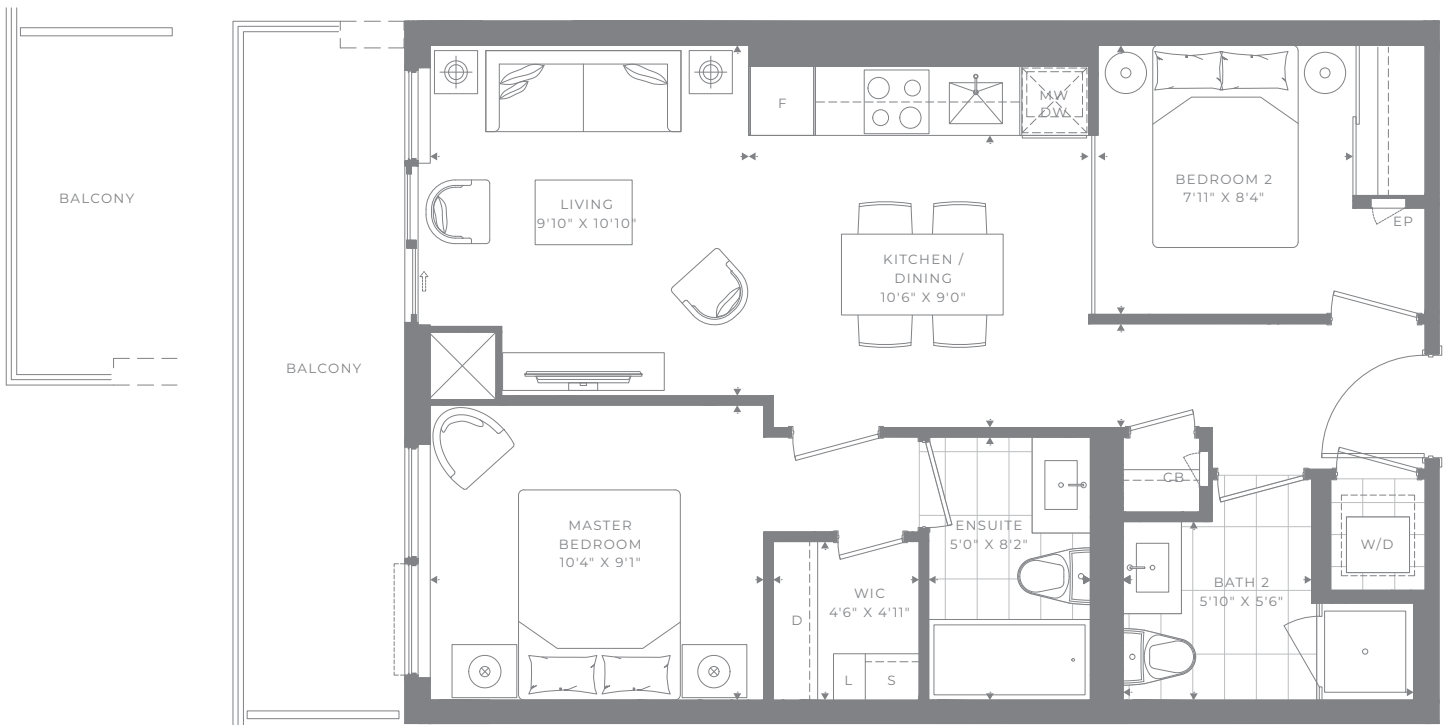
Two Bedrooms

Connection Suites

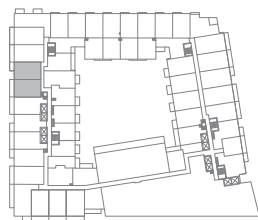
Unit 2B-O-M

Suite: 681 sq. ft.

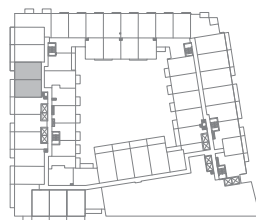
Balcony: 50 sq. ft. / 103 sq. ft.



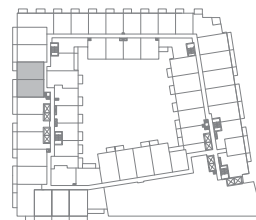
L3



L4



L5



L6

Dimensions, specifications, layouts and materials are approximate only and are subject to change without notice. Tile patterns may vary. Window size and location may vary. Actual usable floor space may vary from slated floor area. Balcony and terrace area is approximate and not included in net suite area. The purchaser acknowledges that the actual unit purchased may be a reverse layout to the plan shown. See Sales Representative for full details. E. & O. E.

M2M CONDOS

YONGE & FINCH

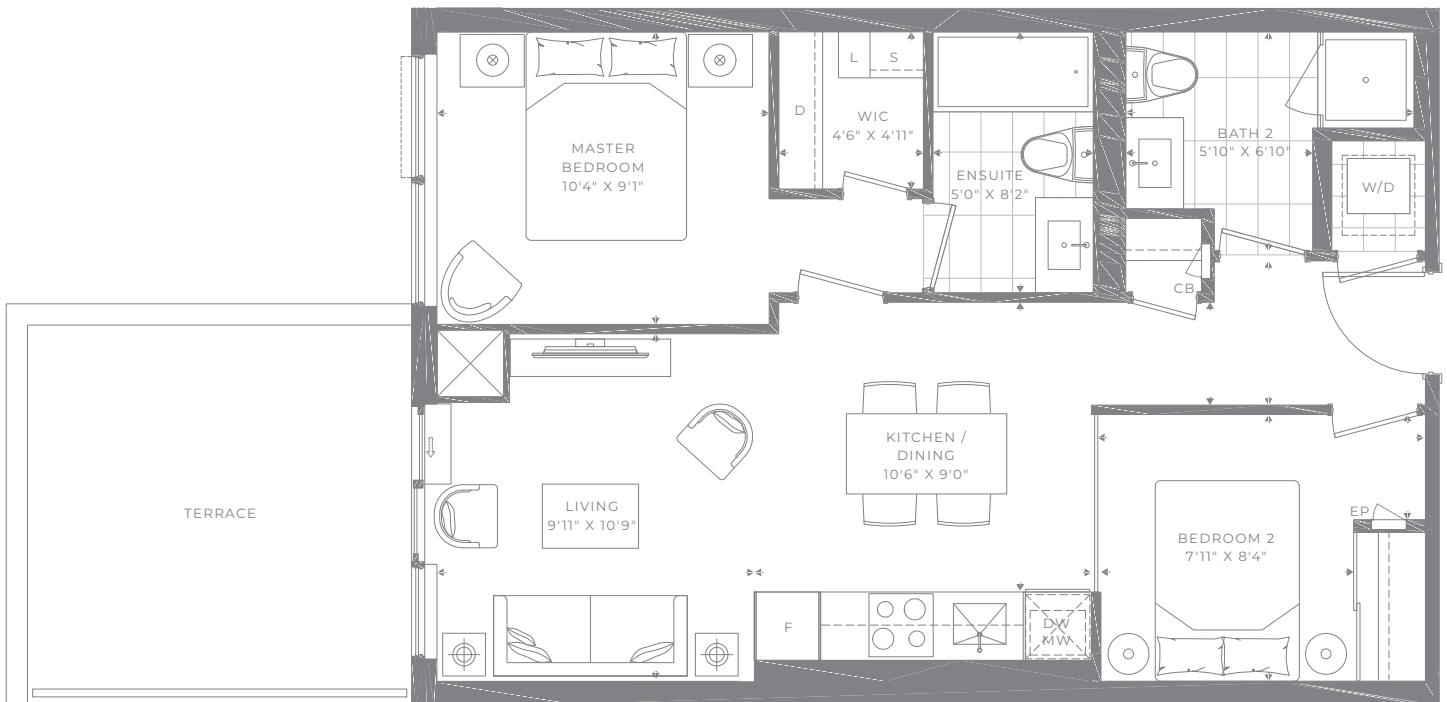
Two Bedrooms

Courtyard Suites

Unit 2B-O-T

Suite: 681 sq. ft.

Terrace: 138 sq. ft.



L 3

Dimensions, specifications, layouts and materials are approximate only and are subject to change without notice. Tile patterns may vary. Window size and location may vary. Actual usable floor space may vary from slated floor area. Balcony and terrace area is approximate and not included in net suite area. The purchaser acknowledges that the actual unit purchased may be a reverse layout to the plan shown. See Sales Representative for full details. E. & O. E.

M2M CONDOS

YONGE & FINCH

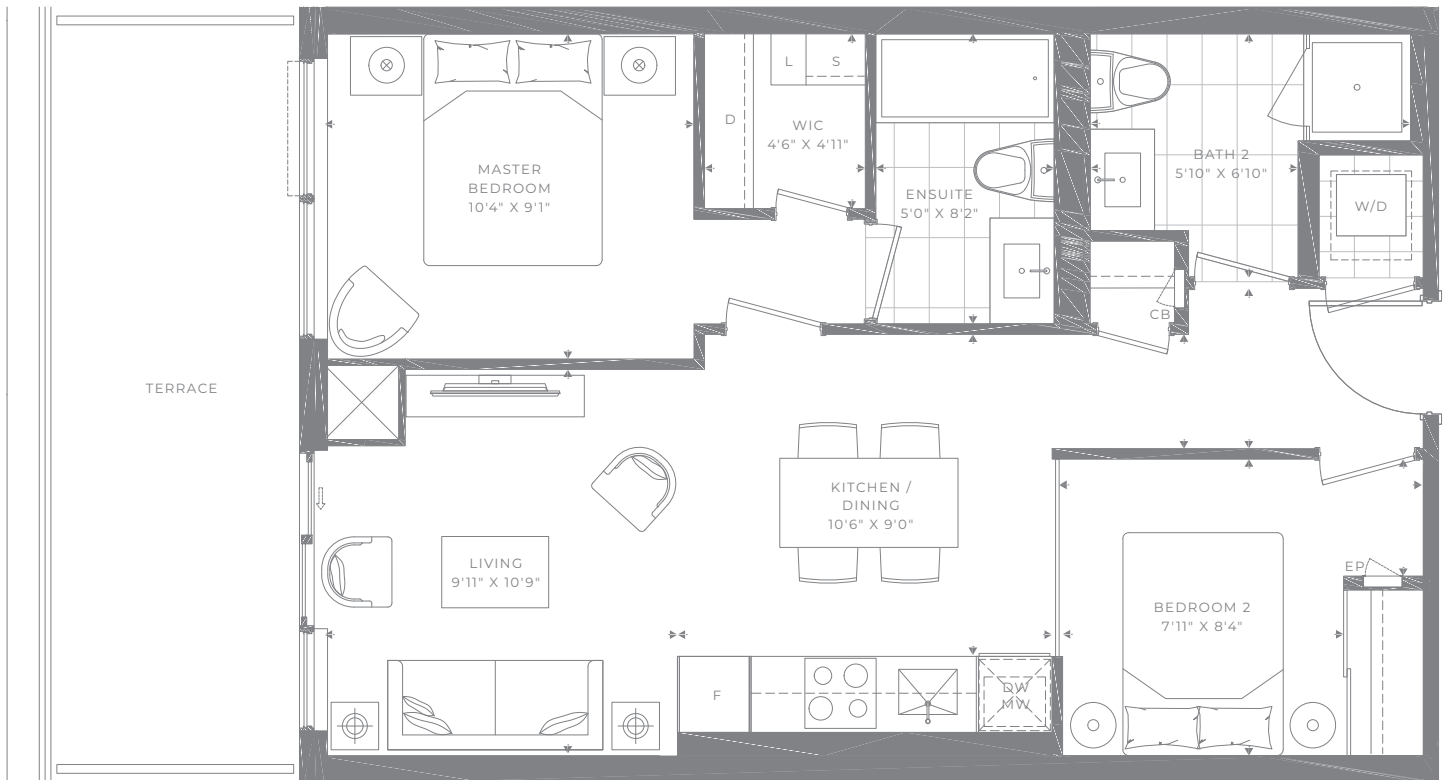
Two Bedrooms

Connection Suites

Unit 2B-O-T2

Suite: 681 sq. ft.

Terrace: 153 sq. ft.



L7

Dimensions, specifications, layouts and materials are approximate only and are subject to change without notice. Tile patterns may vary. Window size and location may vary. Actual usable floor space may vary from slated floor area. Balcony and terrace area is approximate and not included in net suite area. The purchaser acknowledges that the actual unit purchased may be a reverse layout to the plan shown. See Sales Representative for full details. E. & O. E.

M2M CONDOS

YONGE & FINCH

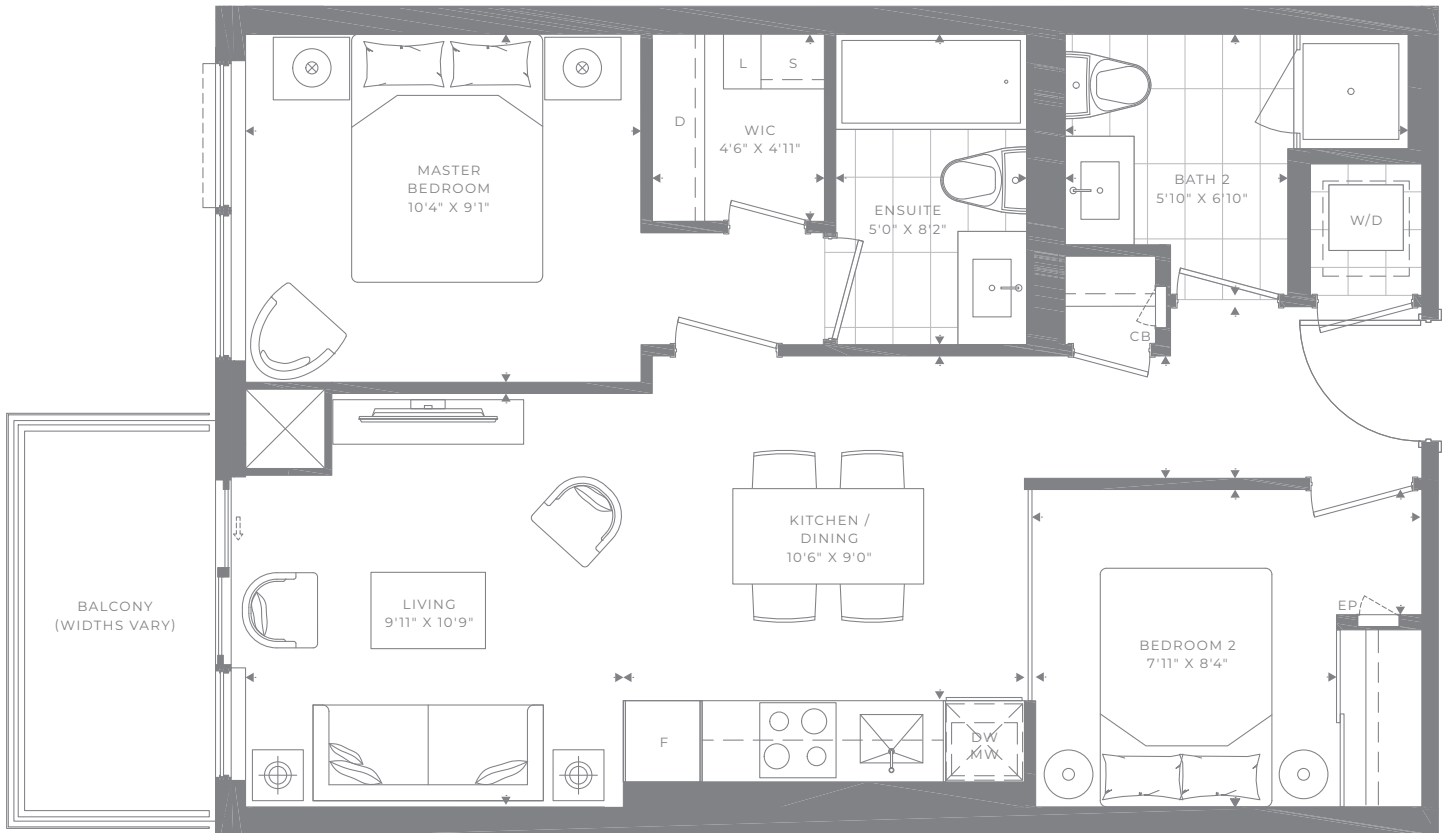
Two Bedrooms

Connection Suites

Unit 2B-O

Suite: 681 sq. ft.

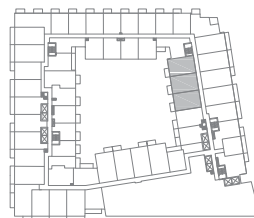
Balcony: 50 sq. ft.



L4



L5



L6



L8

Dimensions, specifications, layouts and materials are approximate only and are subject to change without notice. Tile patterns may vary. Window size and location may vary. Actual usable floor space may vary from slated floor area. Balcony and terrace area is approximate and not included in net suite area. The purchaser acknowledges that the actual unit purchased may be a reverse layout to the plan shown. See Sales Representative for full details. E. & O. E.

M2M CONDOS

YONGE & FINCH

Two Bedrooms

Yongeside Suites

Unit 2B-Q-T

Suite: 781 sq. ft.

Terrace: 250 sq. ft.



L7

Dimensions, specifications, layouts and materials are approximate only and are subject to change without notice. Tile patterns may vary. Window size and location may vary. Actual usable floor space may vary from slated floor area. Balcony and terrace area is approximate and not included in net suite area. The purchaser acknowledges that the actual unit purchased may be a reverse layout to the plan shown. See Sales Representative for full details. E. & O. E.

M2M CONDOS

YONGE & FINCH

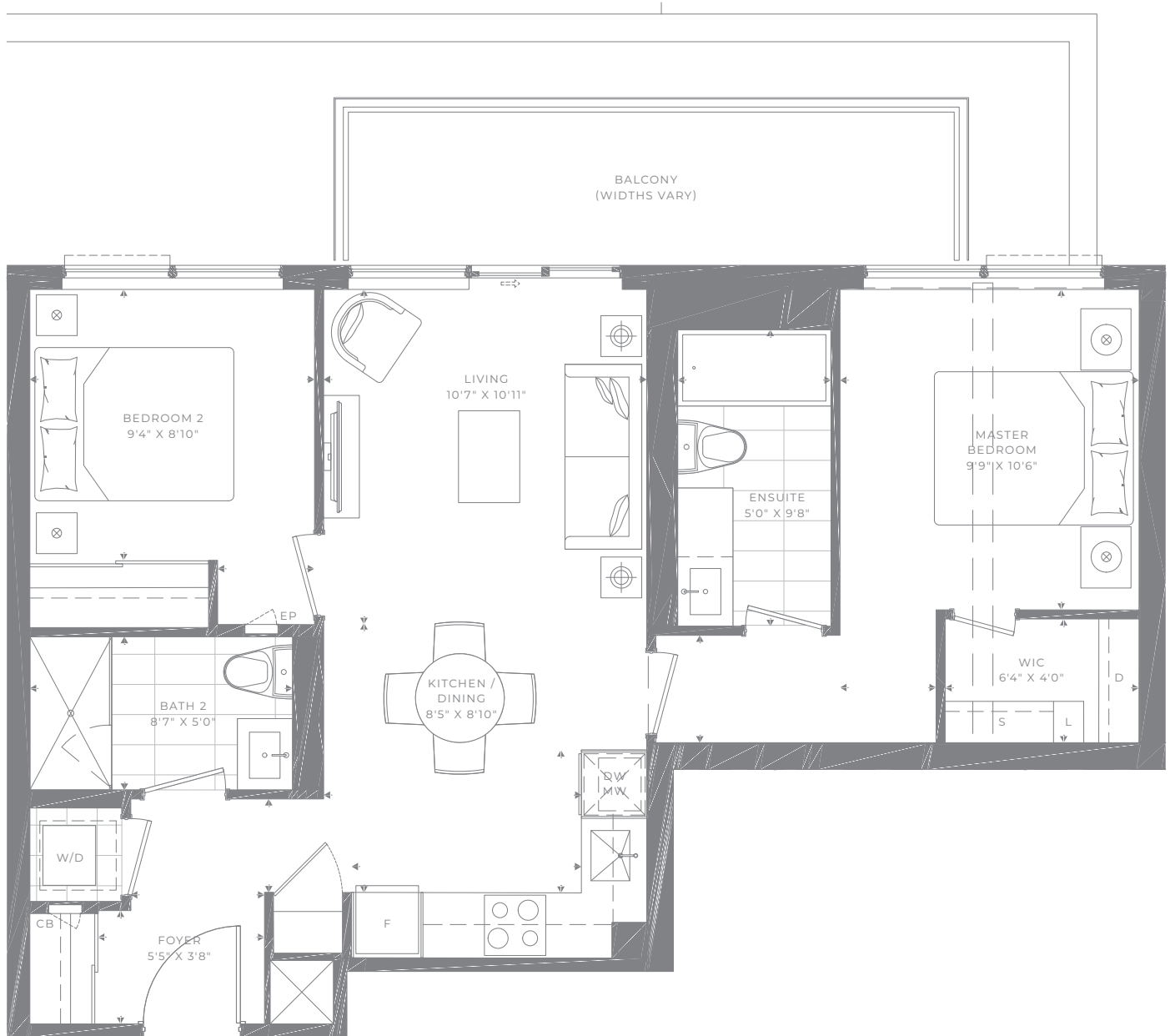
Two Bedrooms

Connection Suites

Unit 2B-Q

Suite: 781 sq. ft.

Balcony: 50 sq. ft.



L8

Dimensions, specifications, layouts and materials are approximate only and are subject to change without notice. Tile patterns may vary. Window size and location may vary. Actual usable floor space may vary from slated floor area. Balcony and terrace area is approximate and not included in net suite area. The purchaser acknowledges that the actual unit purchased may be a reverse layout to the plan shown. See Sales Representative for full details. E. & O. E.

M2M CONDOS

YONGE & FINCH

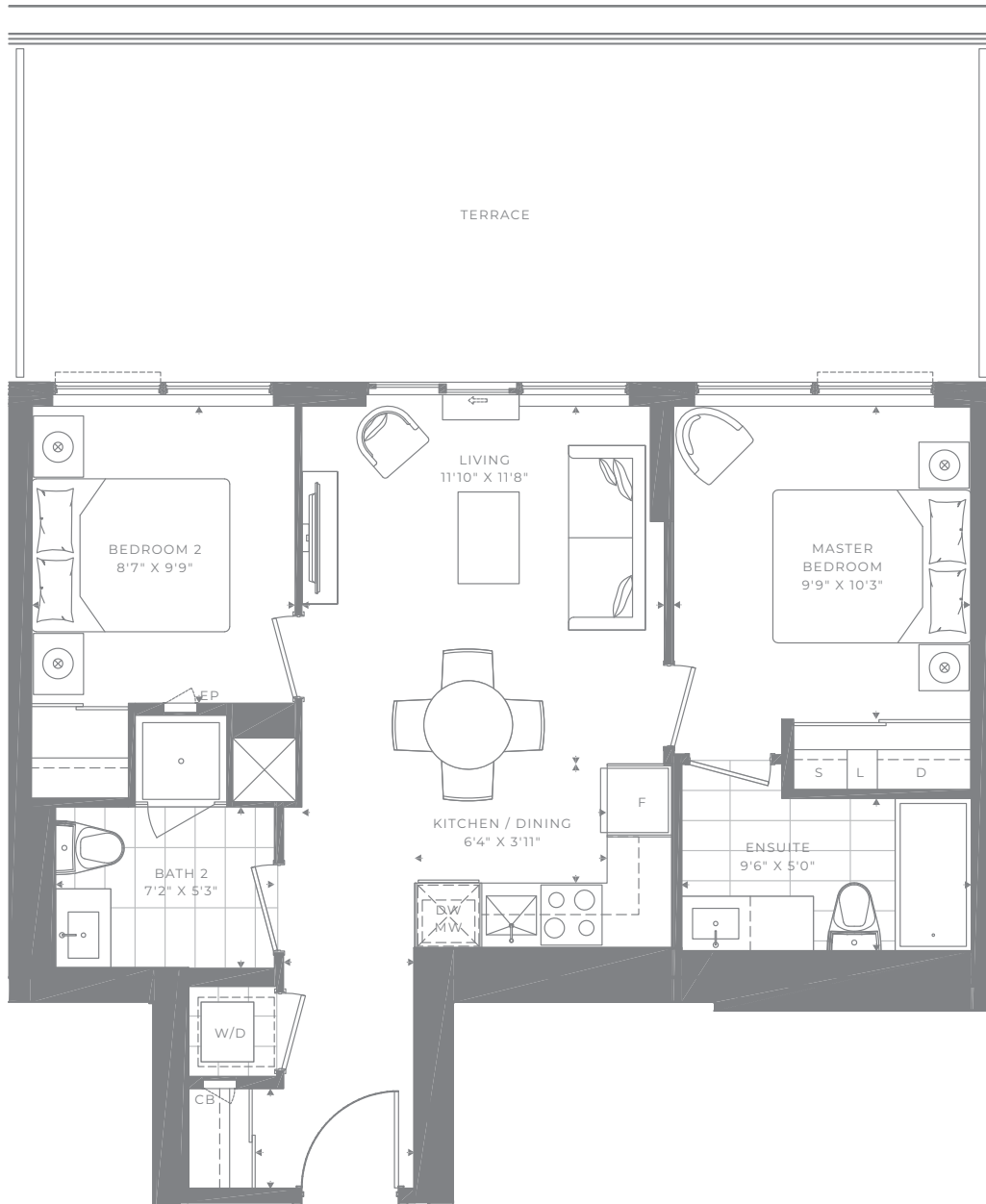
Two Bedrooms

Connection Suites

Unit 2B-S-T

Suite: 706 sq. ft.

Terrace: 359 sq. ft.



L7

Dimensions, specifications, layouts and materials are approximate only and are subject to change without notice. Tile patterns may vary. Window size and location may vary. Actual usable floor space may vary from slated floor area. Balcony and terrace area is approximate and not included in net suite area. The purchaser acknowledges that the actual unit purchased may be a reverse layout to the plan shown. See Sales Representative for full details. E. & O. E.

M2M CONDOS

YONGE & FINCH

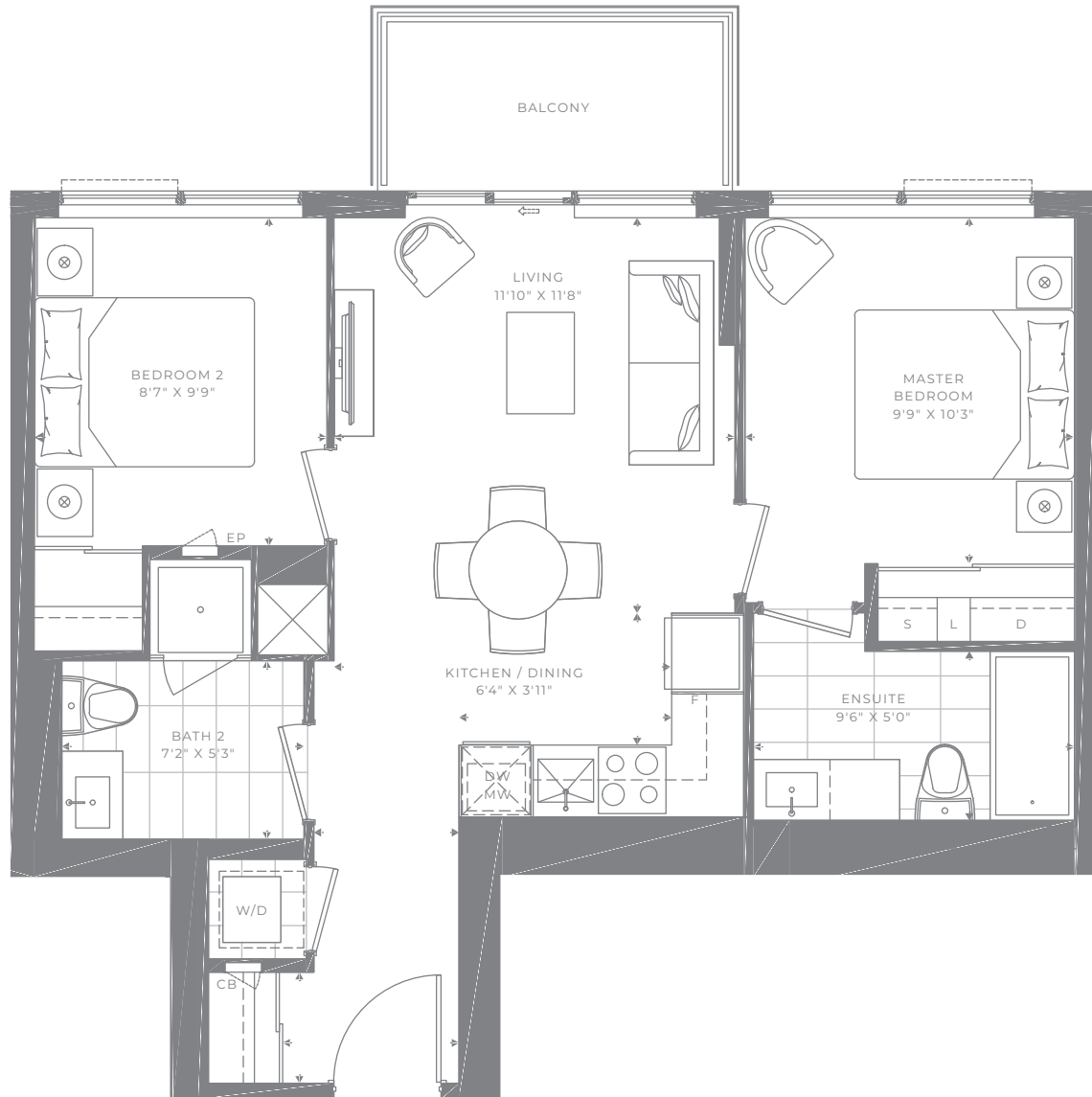
Two Bedrooms

Connection Suites

Unit 2B-S

Suite: 706 sq. ft.

Balcony: 50 sq. ft.



L8

Dimensions, specifications, layouts and materials are approximate only and are subject to change without notice. Tile patterns may vary. Window size and location may vary. Actual usable floor space may vary from slated floor area. Balcony and terrace area is approximate and not included in net suite area. The purchaser acknowledges that the actual unit purchased may be a reverse layout to the plan shown. See Sales Representative for full details. E. & O. E.

M2M CONDOS

YONGE & FINCH

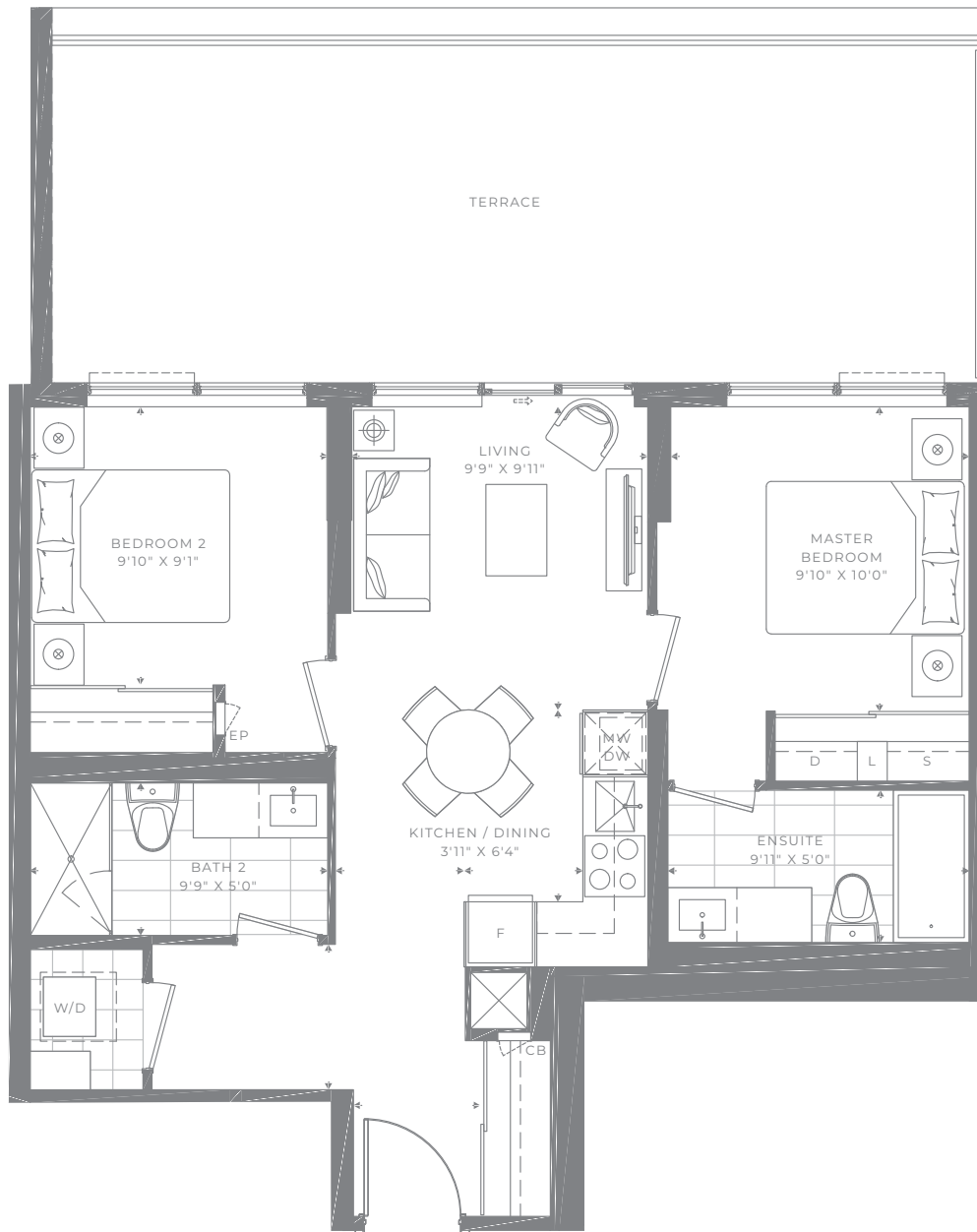
Two Bedrooms

Connection Suites

Unit 2B-U-T

Suite: 735 sq. ft.

Terrace: 347 sq. ft.



L7

Dimensions, specifications, layouts and materials are approximate only and are subject to change without notice. Tile patterns may vary. Window size and location may vary. Actual usable floor space may vary from slated floor area. Balcony and terrace area is approximate and not included in net suite area. The purchaser acknowledges that the actual unit purchased may be a reverse layout to the plan shown. See Sales Representative for full details. E. & O. E.

M2M CONDOS

YONGE & FINCH

Two Bedrooms

Connection Suites

Unit 2B-U

Suite: 735 sq. ft.

Balcony: 98 sq. ft.



L 8

Dimensions, specifications, layouts and materials are approximate only and are subject to change without notice. Tile patterns may vary. Window size and location may vary. Actual usable floor space may vary from slated floor area. Balcony and terrace area is approximate and not included in net suite area. The purchaser acknowledges that the actual unit purchased may be a reverse layout to the plan shown. See Sales Representative for full details. E. & O. E.

M2M CONDOS

YONGE & FINCH

Two Bedrooms

Connection Suites

Unit 2B-W-T

Suite: 736 sq. ft.

Terrace: 359 sq. ft.



L7

Dimensions, specifications, layouts and materials are approximate only and are subject to change without notice. Tile patterns may vary. Window size and location may vary. Actual usable floor space may vary from slated floor area. Balcony and terrace area is approximate and not included in net suite area. The purchaser acknowledges that the actual unit purchased may be a reverse layout to the plan shown. See Sales Representative for full details. E. & O. E.

M2M CONDOS

YONGE & FINCH

Two Bedrooms

Connection Suites

Unit 2B-W

Suite: 736 sq. ft.

Balcony: 50 sq. ft.



L8

Dimensions, specifications, layouts and materials are approximate only and are subject to change without notice. Tile patterns may vary. Window size and location may vary. Actual usable floor space may vary from slated floor area. Balcony and terrace area is approximate and not included in net suite area. The purchaser acknowledges that the actual unit purchased may be a reverse layout to the plan shown. See Sales Representative for full details. E. & O. E.

M2M CONDOS

YONGE & FINCH

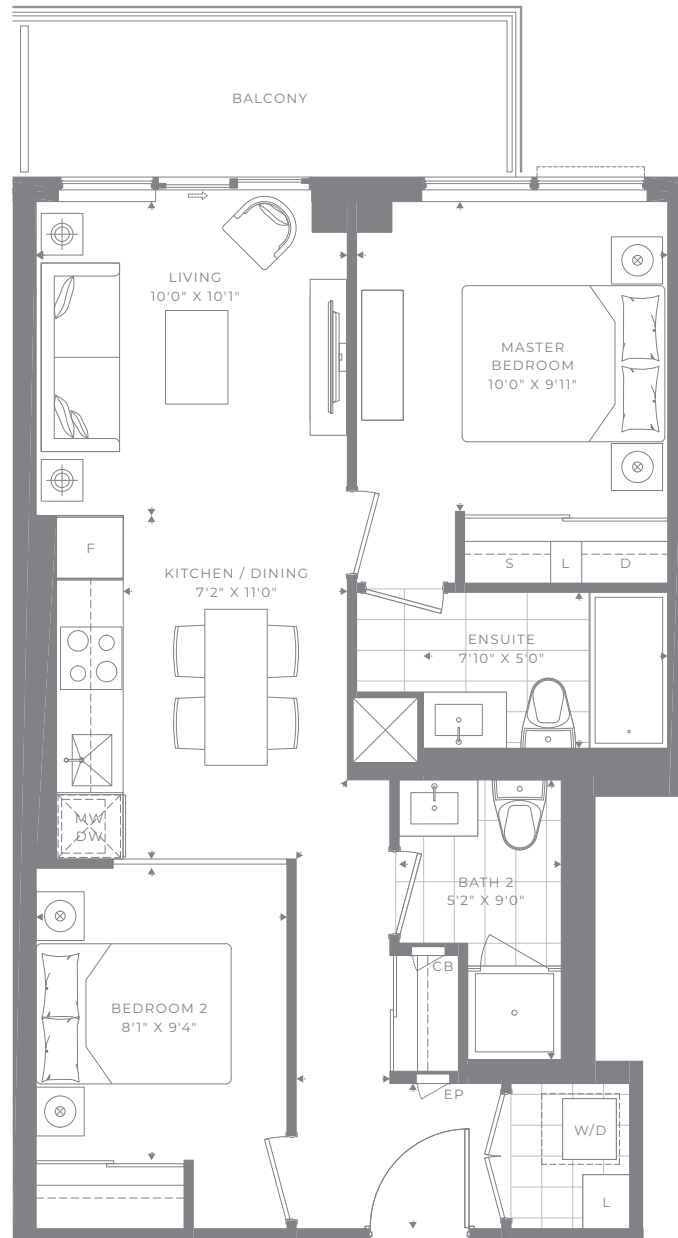
Two Bedrooms

Connection Suites

Unit 2B-X

Suite: 680 sq. ft.

Balcony: 77 sq. ft.



L7



L8

Dimensions, specifications, layouts and materials are approximate only and are subject to change without notice. Tile patterns may vary. Window size and location may vary. Actual usable floor space may vary from slated floor area. Balcony and terrace area is approximate and not included in net suite area. The purchaser acknowledges that the actual unit purchased may be a reverse layout to the plan shown. See Sales Representative for full details. E. & O. E.

M2M CONDOS

YONGE & FINCH

Two Bedrooms

Parkview Suites

Unit 2BD-A-T

Suite: 704 sq. ft.

Terrace: 76 sq. ft.



L 3

Dimensions, specifications, layouts and materials are approximate only and are subject to change without notice. Tile patterns may vary. Window size and location may vary. Actual usable floor space may vary from slated floor area. Balcony and terrace area is approximate and not included in net suite area. The purchaser acknowledges that the actual unit purchased may be a reverse layout to the plan shown. See Sales Representative for full details. E. & O. E.

M2M CONDOS

YONGE & FINCH

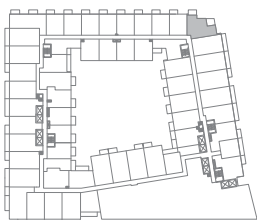
Two Bedrooms

Parkview Suites

Unit 2BD-A

Suite: 704 sq. ft.

Balcony: 45+76 sq. ft.



L 6

Dimensions, specifications, layouts and materials are approximate only and are subject to change without notice. Tile patterns may vary. Window size and location may vary. Actual usable floor space may vary from slated floor area. Balcony and terrace area is approximate and not included in net suite area. The purchaser acknowledges that the actual unit purchased may be a reverse layout to the plan shown. See Sales Representative for full details. E. & O. E.

M2M CONDOS

YONGE & FINCH

Two Bedrooms

Parkview Suites

Unit 2BD-A1-L5

Suite: 727 sq. ft.

Balcony: 50+76 sq. ft.



L5

Dimensions, specifications, layouts and materials are approximate only and are subject to change without notice. Tile patterns may vary. Window size and location may vary. Actual usable floor space may vary from slated floor area. Balcony and terrace area is approximate and not included in net suite area. The purchaser acknowledges that the actual unit purchased may be a reverse layout to the plan shown. See Sales Representative for full details. E. & O. E.

M2M CONDOS

YONGE & FINCH

Two Bedrooms

Parkview Suites

Unit 2BD-A1

Suite: 727 sq. ft.

Balcony: 19+76 sq. ft.



L4

Dimensions, specifications, layouts and materials are approximate only and are subject to change without notice. Tile patterns may vary. Window size and location may vary. Actual usable floor space may vary from slated floor area. Balcony and terrace area is approximate and not included in net suite area. The purchaser acknowledges that the actual unit purchased may be a reverse layout to the plan shown. See Sales Representative for full details. E. & O. E.

M2M CONDOS

YONGE & FINCH

Two Bedrooms

Parkview Suites

Unit 2BD-C-T

Suite: 833 sq. ft.

Terrace: 727 sq. ft.



L7

Dimensions, specifications, layouts and materials are approximate only and are subject to change without notice. Tile patterns may vary. Window size and location may vary. Actual usable floor space may vary from slated floor area. Balcony and terrace area is approximate and not included in net suite area. The purchaser acknowledges that the actual unit purchased may be a reverse layout to the plan shown. See Sales Representative for full details. E. & O. E.

M2M CONDOS

YONGE & FINCH

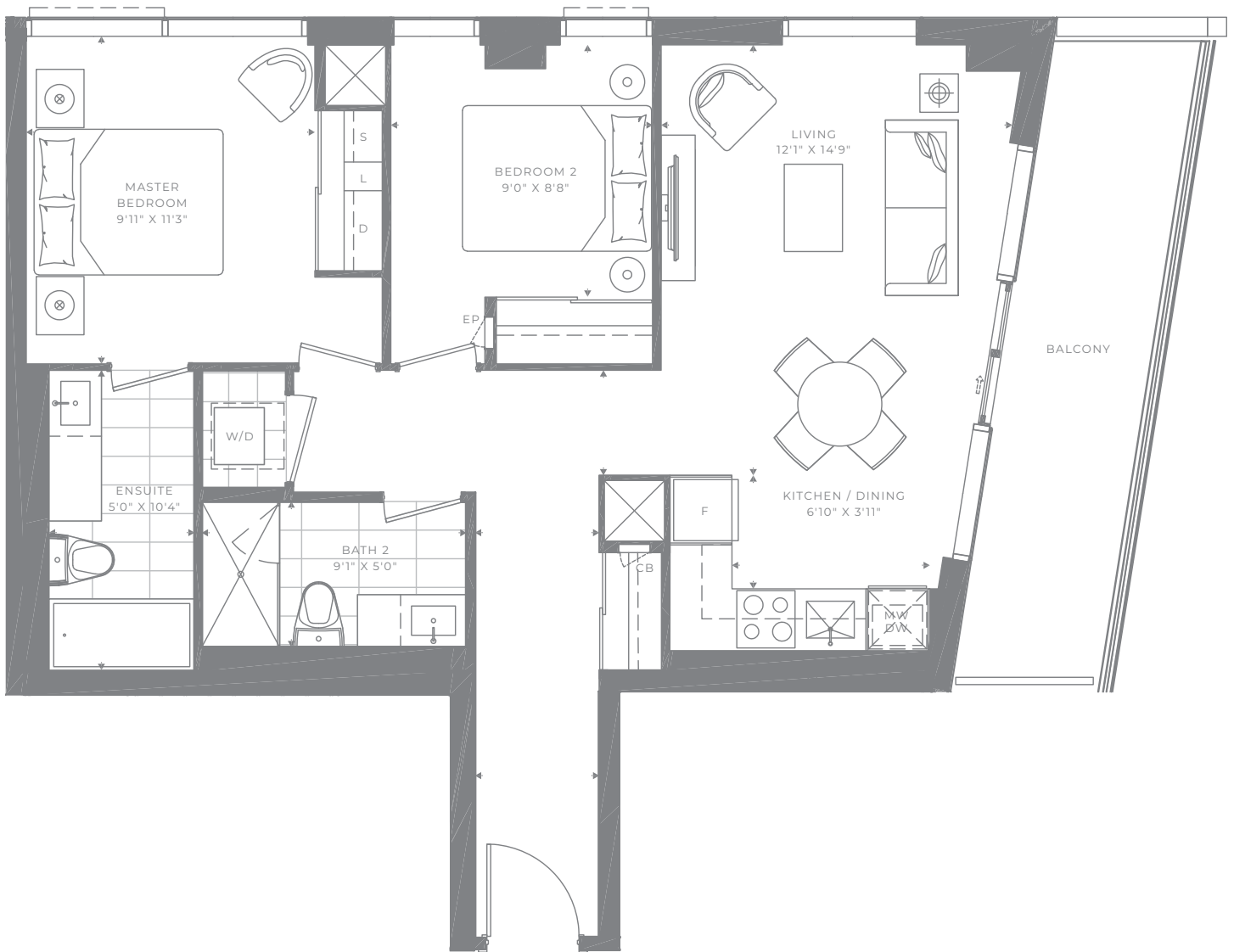
Two Bedrooms

Parkview Suites

Unit 2BD-C

Suite: 833 sq. ft.

Balcony: 111 sq. ft.



L 8

Dimensions, specifications, layouts and materials are approximate only and are subject to change without notice. Tile patterns may vary. Window size and location may vary. Actual usable floor space may vary from slated floor area. Balcony and terrace area is approximate and not included in net suite area. The purchaser acknowledges that the actual unit purchased may be a reverse layout to the plan shown. See Sales Representative for full details. E. & O. E.

M2M CONDOS

YONGE & FINCH

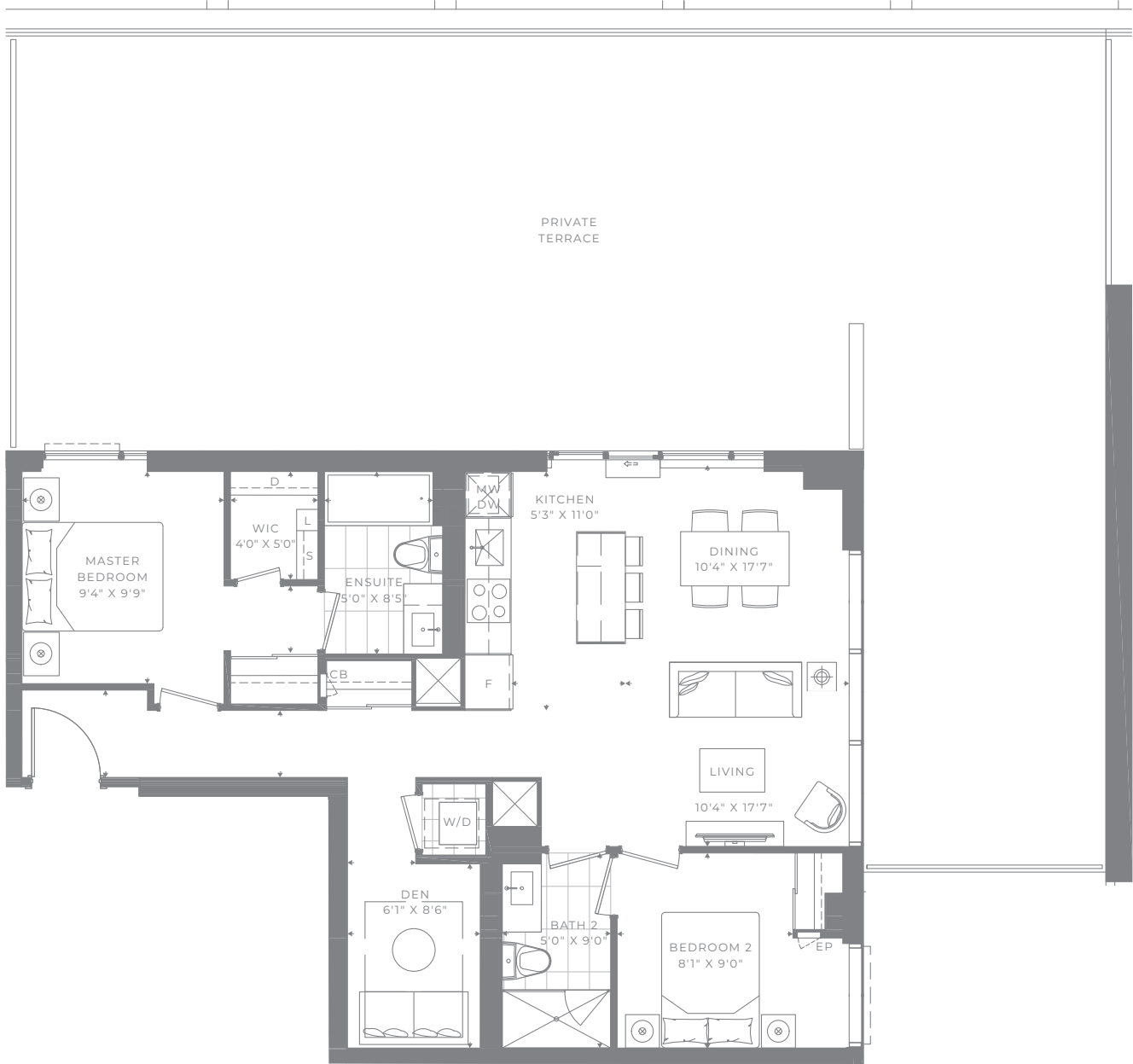
Two Bedrooms + Den

Parkview Suites

Unit 2BD-D-T

Suite: 915 sq. ft.

Terrace: 1195 sq. ft.



L7

Dimensions, specifications, layouts and materials are approximate only and are subject to change without notice. Tile patterns may vary. Window size and location may vary. Actual usable floor space may vary from slated floor area. Balcony and terrace area is approximate and not included in net suite area. The purchaser acknowledges that the actual unit purchased may be a reverse layout to the plan shown. See Sales Representative for full details. E. & O. E.

M2M CONDOS

YONGE & FINCH

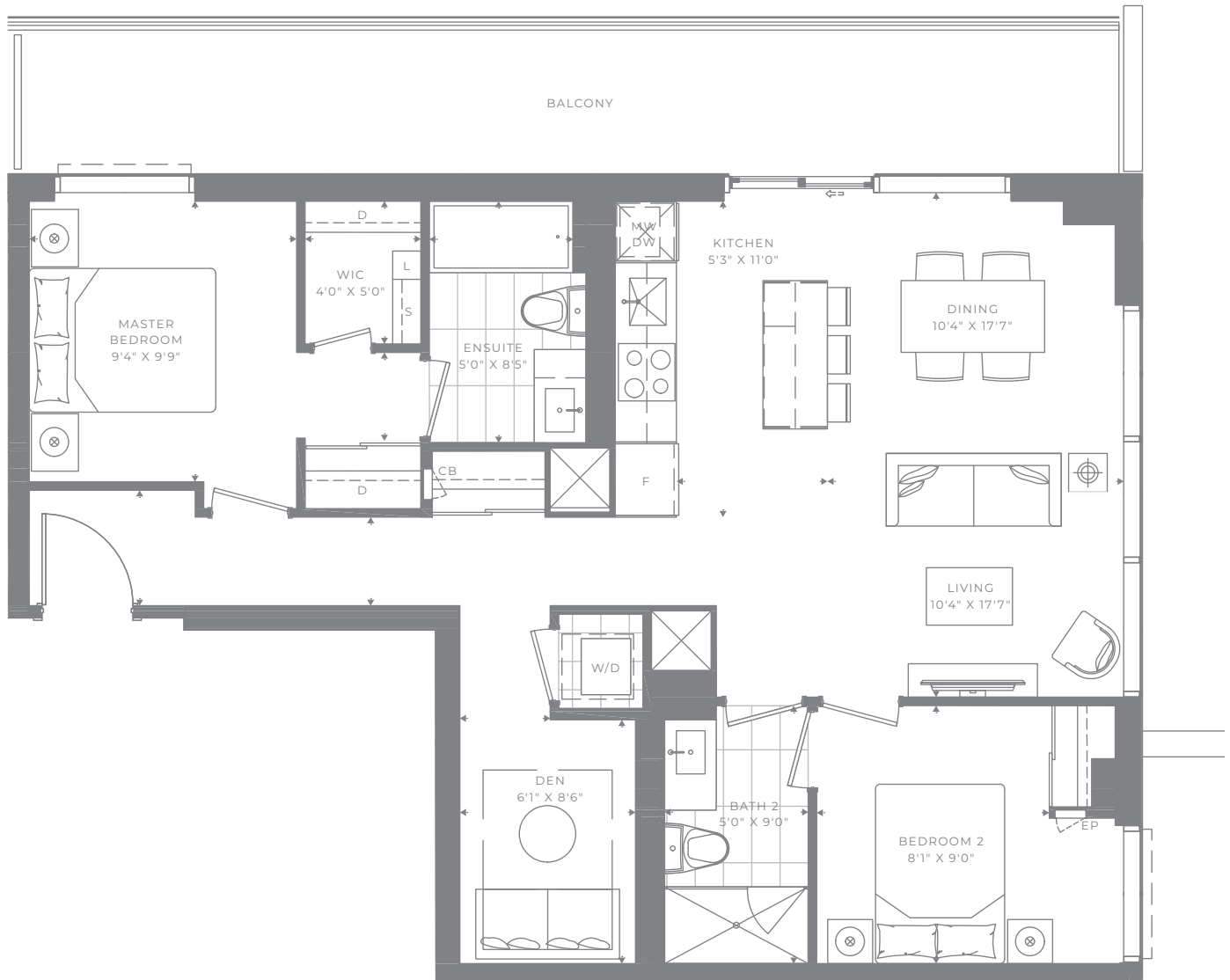
Two Bedrooms + Den

Parkview Suites

Unit 2BD-D

Suite: 915 sq. ft.

Balcony: 191 sq. ft.



L8

Dimensions, specifications, layouts and materials are approximate only and are subject to change without notice. Tile patterns may vary. Window size and location may vary. Actual usable floor space may vary from slated floor area. Balcony and terrace area is approximate and not included in net suite area. The purchaser acknowledges that the actual unit purchased may be a reverse layout to the plan shown. See Sales Representative for full details. E. & O. E.

M2M CONDOS

YONGE & FINCH

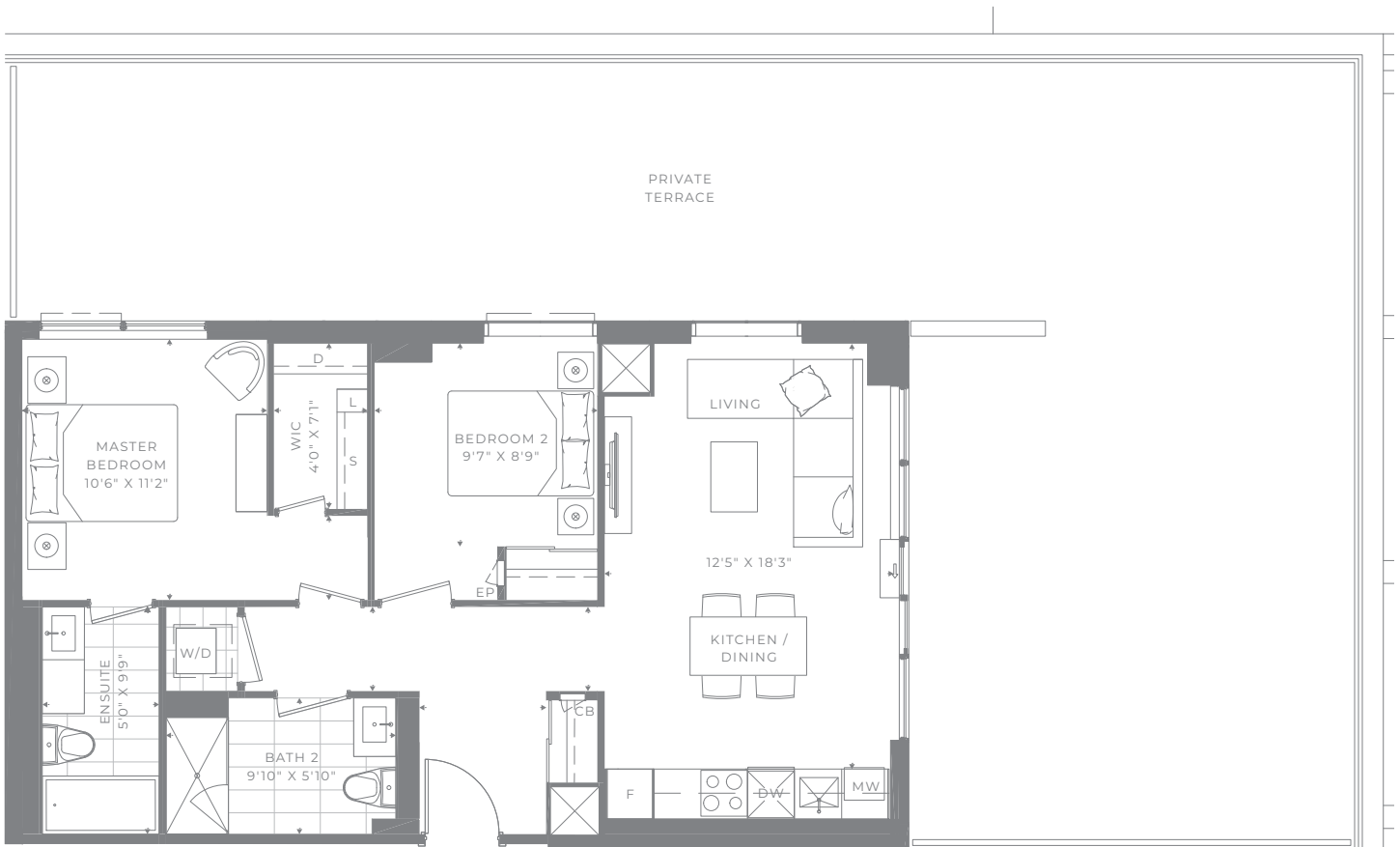
Two Bedrooms

Parkview Suites

Unit 2BD-E-T

Suite: 860 sq. ft.

Terrace: 1094 sq. ft.



L7

Dimensions, specifications, layouts and materials are approximate only and are subject to change without notice. Tile patterns may vary. Window size and location may vary. Actual usable floor space may vary from slated floor area. Balcony and terrace area is approximate and not included in net suite area. The purchaser acknowledges that the actual unit purchased may be a reverse layout to the plan shown. See Sales Representative for full details. E. & O. E.

M2M CONDOS

YONGE & FINCH

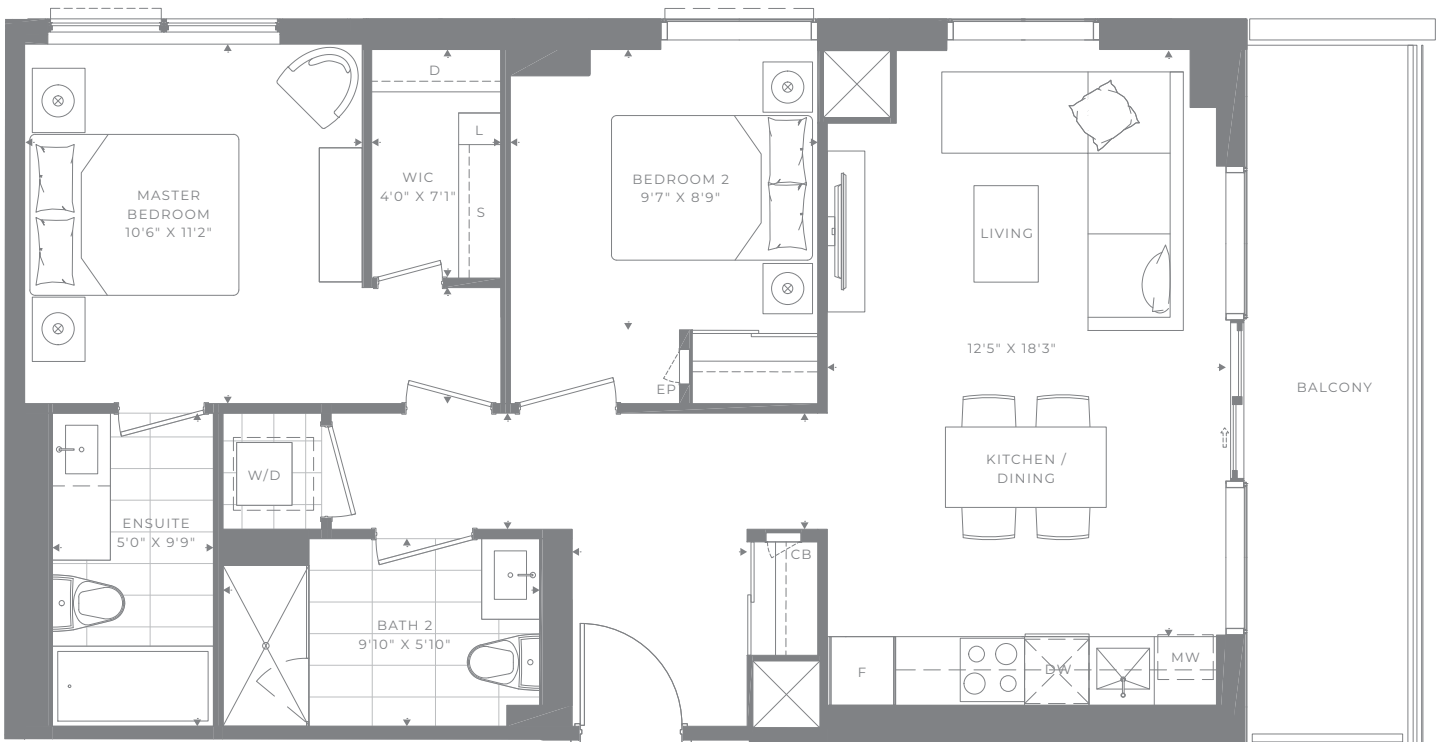
Two Bedrooms

Parkview Suites

Unit 2BD-E

Suite: 860 sq. ft.

Balcony: 107 sq. ft.



L8

Dimensions, specifications, layouts and materials are approximate only and are subject to change without notice. Tile patterns may vary. Window size and location may vary. Actual usable floor space may vary from slated floor area. Balcony and terrace area is approximate and not included in net suite area. The purchaser acknowledges that the actual unit purchased may be a reverse layout to the plan shown. See Sales Representative for full details. E. & O. E.

M2M CONDOS

YONGE & FINCH

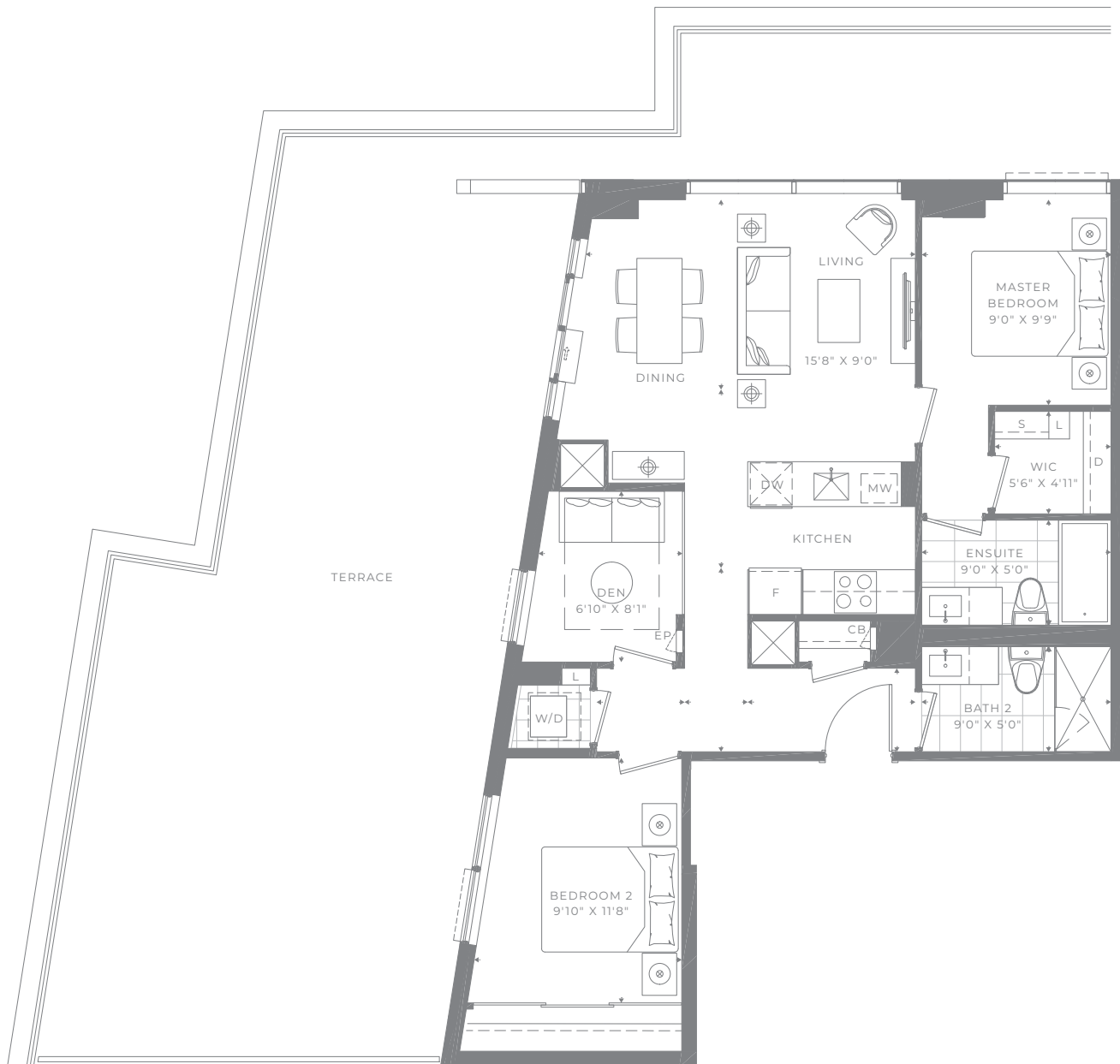
Two Bedrooms

Parkview Suites

Unit 2BD-Q-T

Suite: 919 sq. ft.

Terrace: 933 sq. ft.



L7

Dimensions, specifications, layouts and materials are approximate only and are subject to change without notice. Tile patterns may vary. Window size and location may vary. Actual usable floor space may vary from slated floor area. Balcony and terrace area is approximate and not included in net suite area. The purchaser acknowledges that the actual unit purchased may be a reverse layout to the plan shown. See Sales Representative for full details. E. & O. E.

M2M CONDOS

YONGE & FINCH

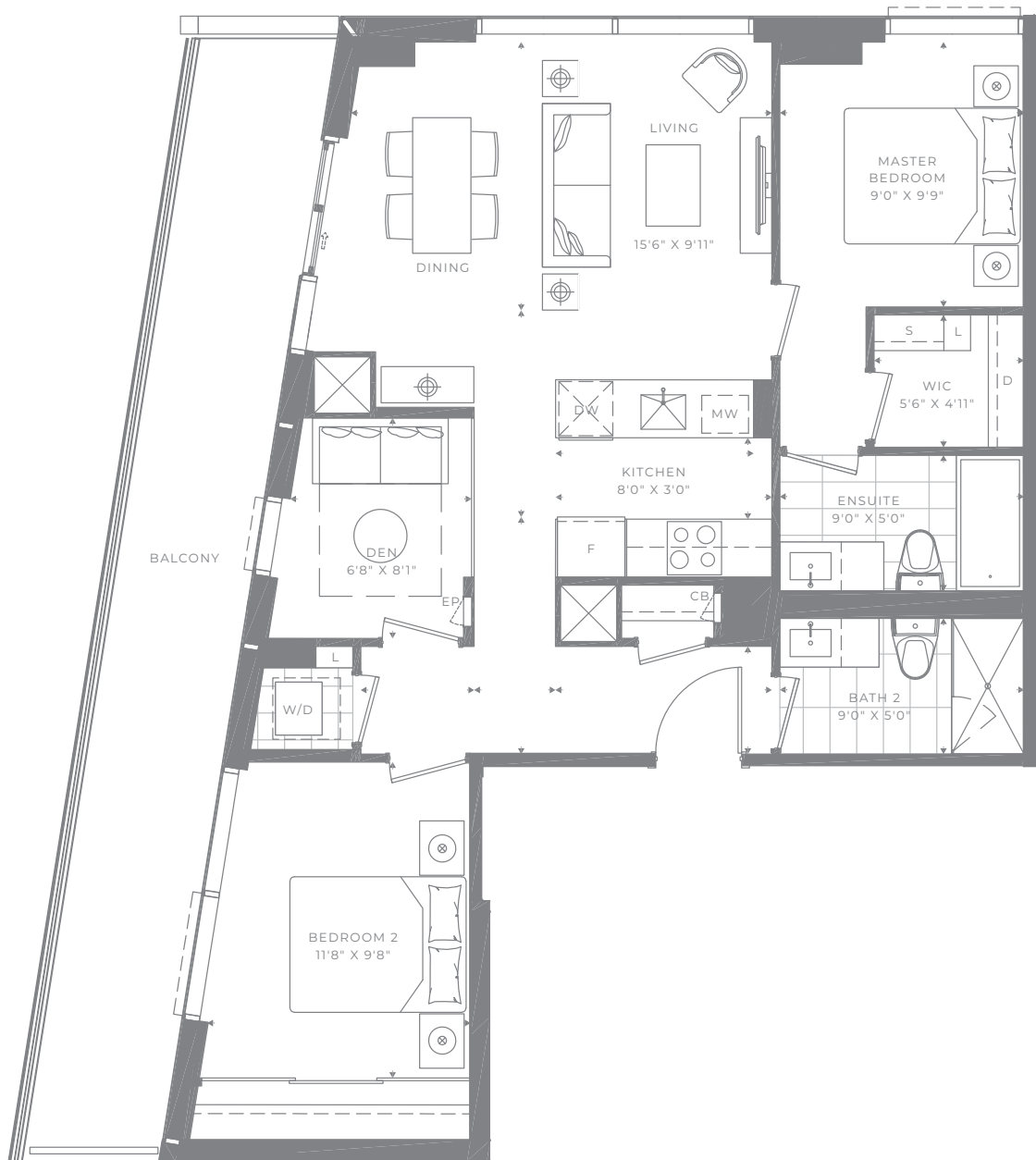
Two Bedrooms

Parkview Suites

Unit 2BD-Q

Suite: 919 sq. ft.

Balcony: 207 sq. ft.



L 8

Dimensions, specifications, layouts and materials are approximate only and are subject to change without notice. Tile patterns may vary. Window size and location may vary. Actual usable floor space may vary from slated floor area. Balcony and terrace area is approximate and not included in net suite area. The purchaser acknowledges that the actual unit purchased may be a reverse layout to the plan shown. See Sales Representative for full details. E. & O. E.

M2M CONDOS

YONGE & FINCH

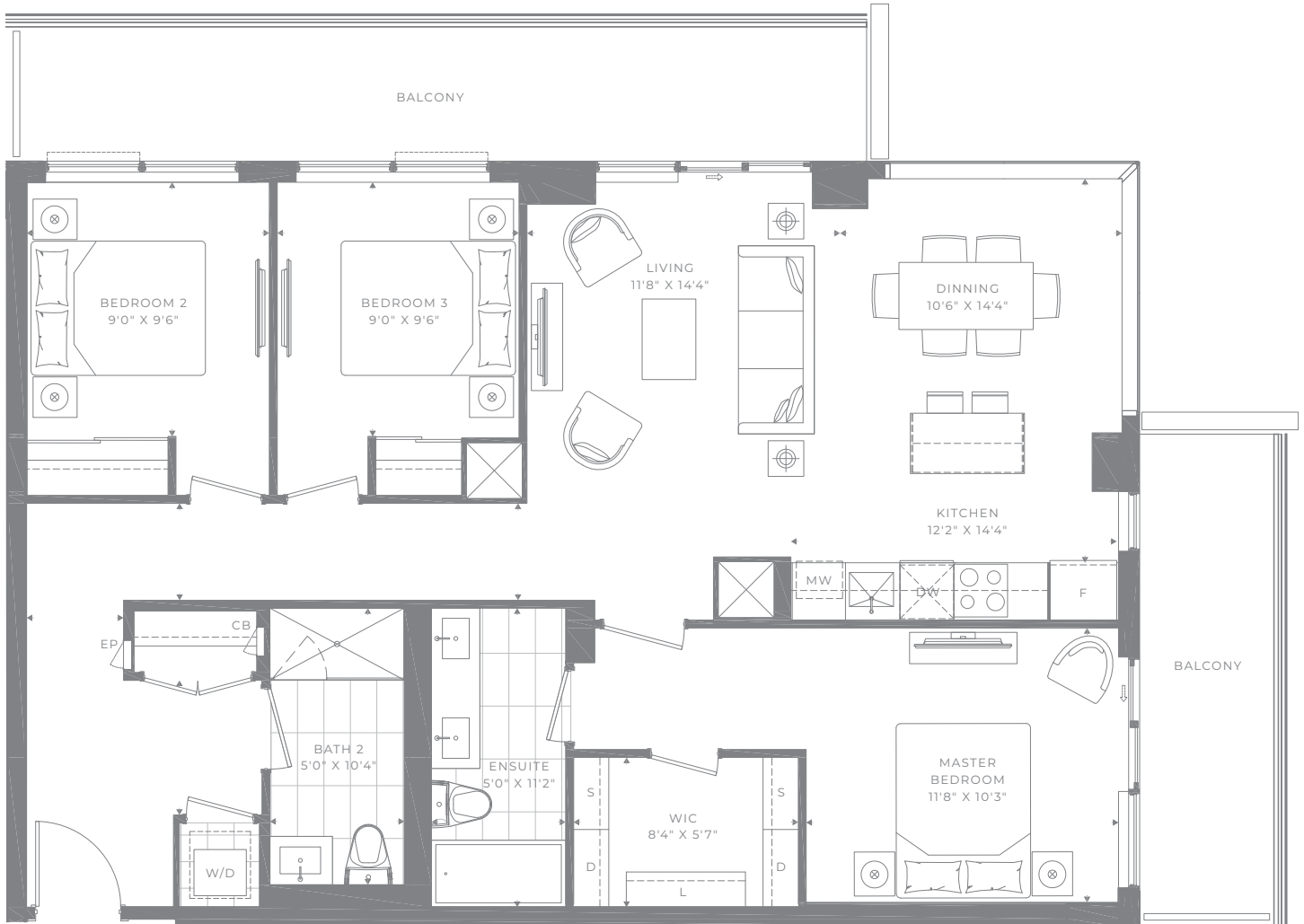
Three Bedrooms

Yongeside Suites

Unit 2BD3-C

Suite: 1178 sq. ft.

Balcony: 158+89 sq. ft.



L7



L8

Dimensions, specifications, layouts and materials are approximate only and are subject to change without notice. Tile patterns may vary. Window size and location may vary. Actual usable floor space may vary from slated floor area. Balcony and terrace area is approximate and not included in net suite area. The purchaser acknowledges that the actual unit purchased may be a reverse layout to the plan shown. See Sales Representative for full details. E. & O. E.

M2M CONDOS

YONGE & FINCH

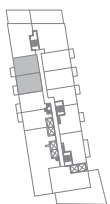
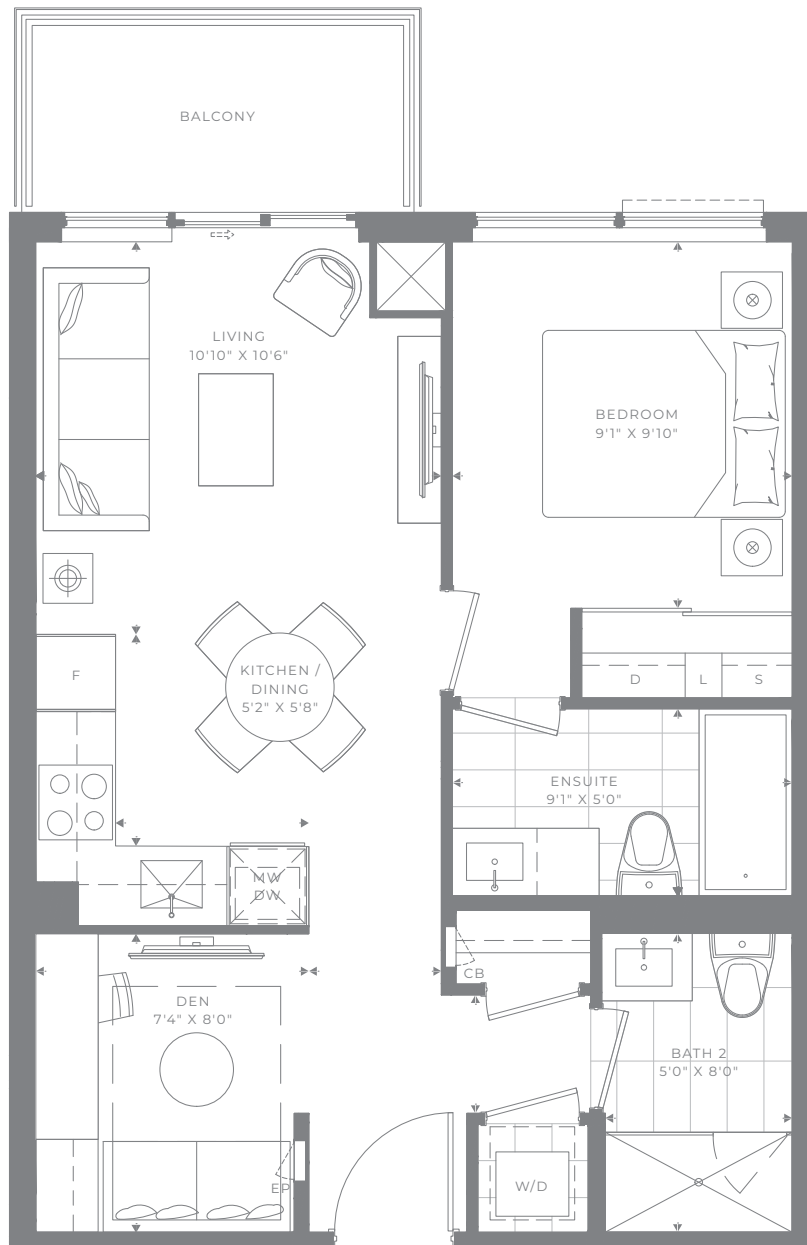
One Bedroom + Den

Yongeside Suites

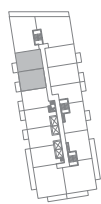
Unit 1BD-K

Suite: 582 sq. ft.

Balcony: 50 sq. ft.



L9



L10 - L11

Dimensions, specifications, layouts and materials are approximate only and are subject to change without notice. Tile patterns may vary. Window size and location may vary. Actual usable floor space may vary from slated floor area. Balcony and terrace area is approximate and not included in net suite area. The purchaser acknowledges that the actual unit purchased may be a reverse layout to the plan shown. See Sales Representative for full details. E. & O. E.

M2M CONDOS

YONGE & FINCH

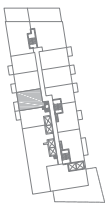
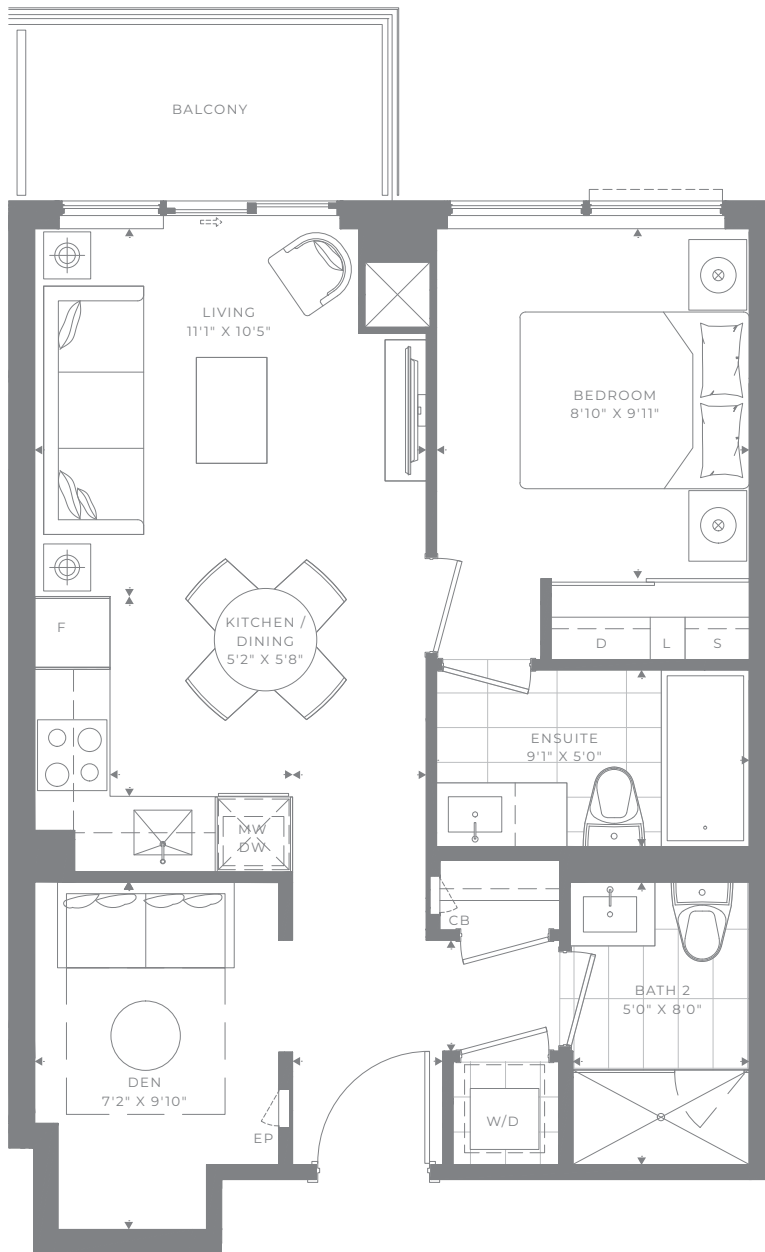
One Bedroom + Den

Yongeside Suites

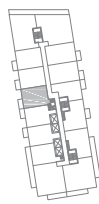
Unit 1BD-K1

Suite: 593 sq. ft.

Balcony: 50 sq. ft.



L9



L10-L11

Dimensions, specifications, layouts and materials are approximate only and are subject to change without notice. Tile patterns may vary. Window size and location may vary. Actual usable floor space may vary from slated floor area. Balcony and terrace area is approximate and not included in net suite area. The purchaser acknowledges that the actual unit purchased may be a reverse layout to the plan shown. See Sales Representative for full details. E. & O. E.

M2M CONDOS

YONGE & FINCH

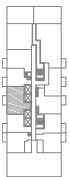
Two Bedrooms

Yongeside Suites

Unit 2B-S

Suite: 706 sq. ft.

Balcony: 50 sq. ft.



L9

L10 - L11

Dimensions, specifications, layouts and materials are approximate only and are subject to change without notice. Tile patterns may vary. Window size and location may vary. Actual usable floor space may vary from slated floor area. Balcony and terrace area is approximate and not included in net suite area. The purchaser acknowledges that the actual unit purchased may be a reverse layout to the plan shown. See Sales Representative for full details. E. & O. E.

M2M CONDOS

YONGE & FINCH

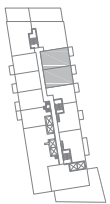
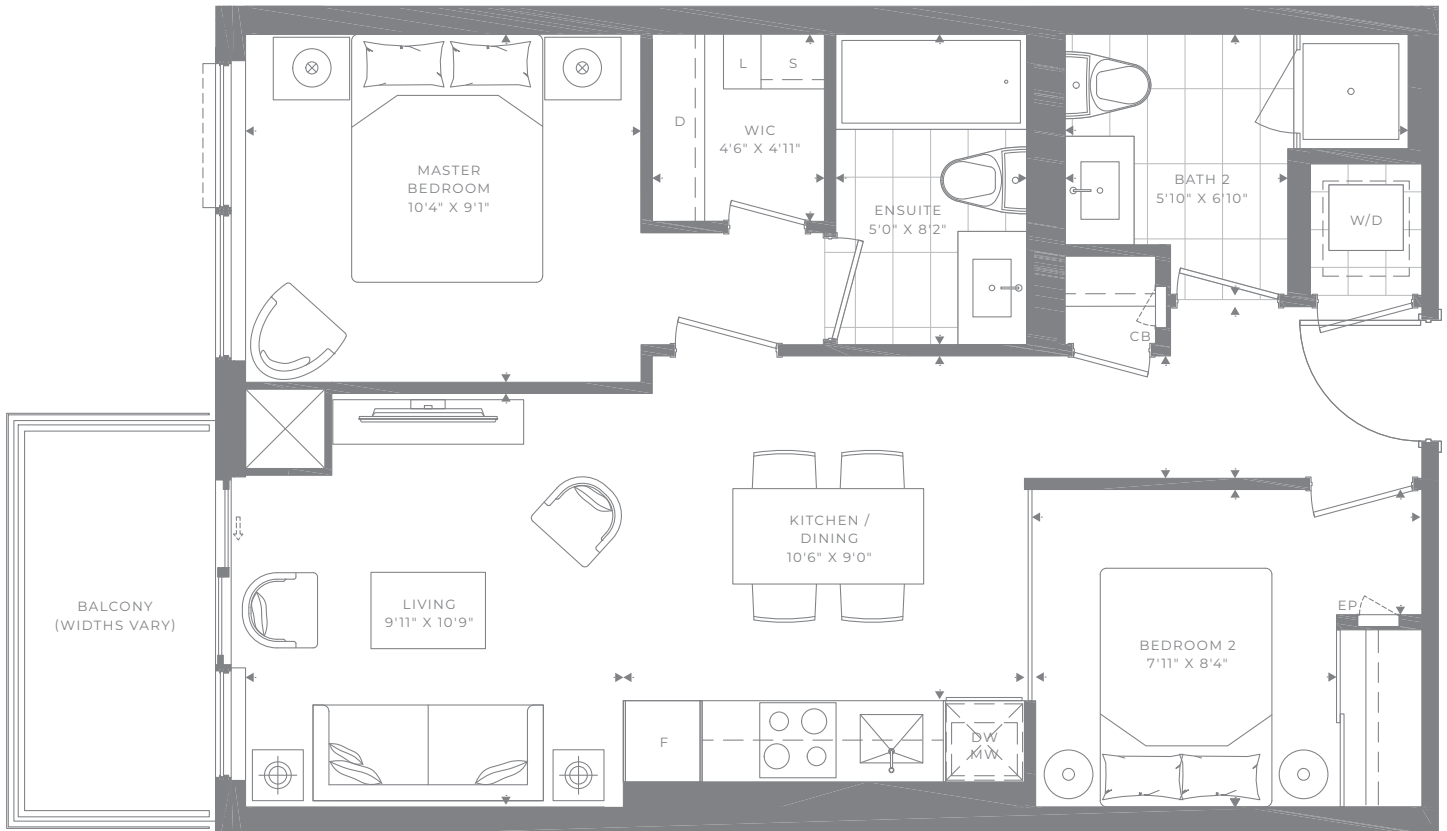
Two Bedrooms

Yongeside Suites

Unit 2B-O

Suite: 681 sq. ft.

Balcony: 50 sq. ft.



L9



L10-L11

Dimensions, specifications, layouts and materials are approximate only and are subject to change without notice. Tile patterns may vary. Window size and location may vary. Actual usable floor space may vary from slated floor area. Balcony and terrace area is approximate and not included in net suite area. The purchaser acknowledges that the actual unit purchased may be a reverse layout to the plan shown. See Sales Representative for full details. E. & O. E.

M2M CONDOS

YONGE & FINCH

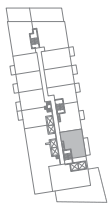
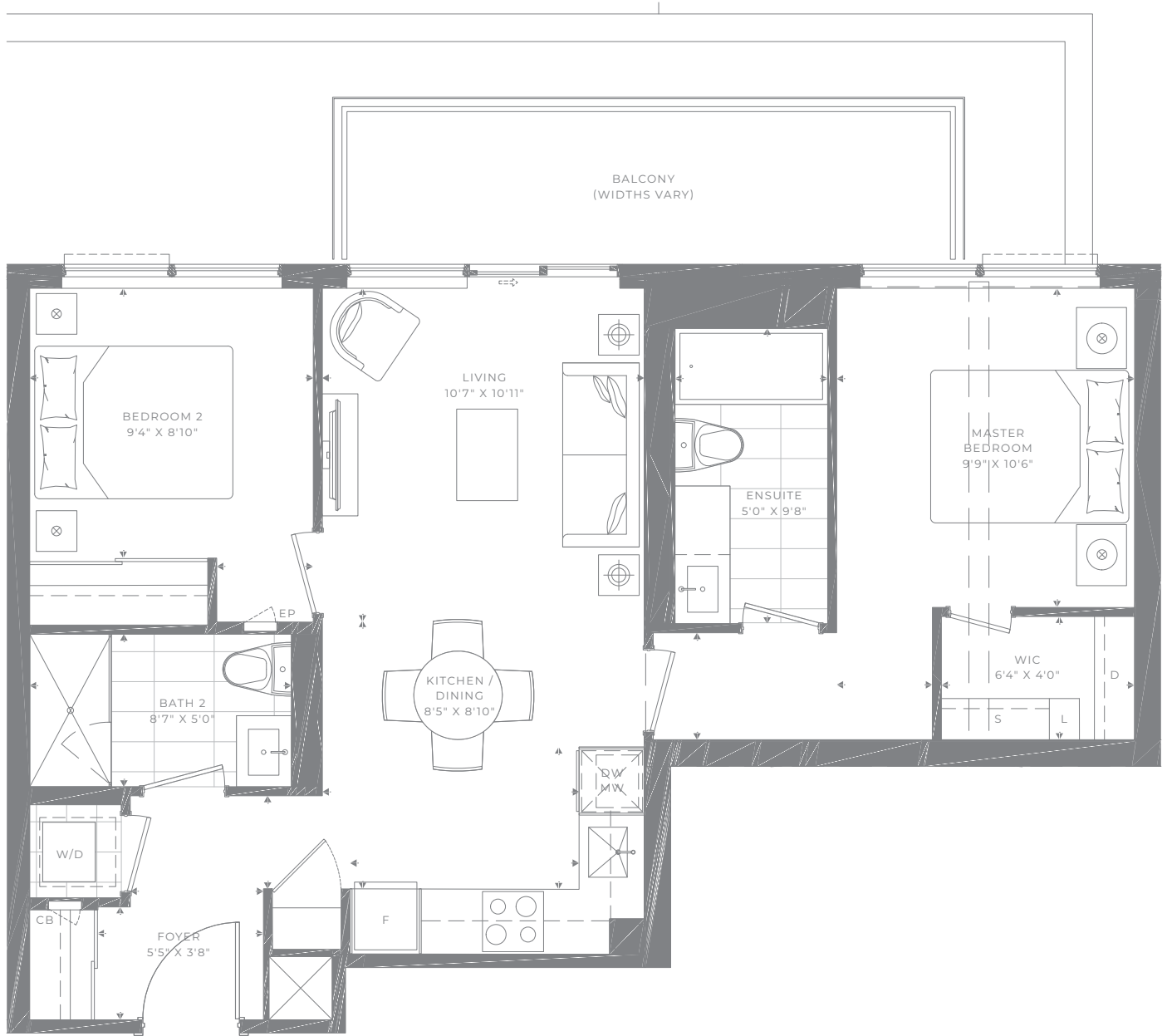
Two Bedrooms

Connection Suites

Unit 2B-Q

Suite: 781 sq. ft.

Balcony: 99 sq. ft.



L9

Dimensions, specifications, layouts and materials are approximate only and are subject to change without notice. Tile patterns may vary. Window size and location may vary. Actual usable floor space may vary from slated floor area. Balcony and terrace area is approximate and not included in net suite area. The purchaser acknowledges that the actual unit purchased may be a reverse layout to the plan shown. See Sales Representative for full details. E. & O. E.

M2M CONDOS

YONGE & FINCH

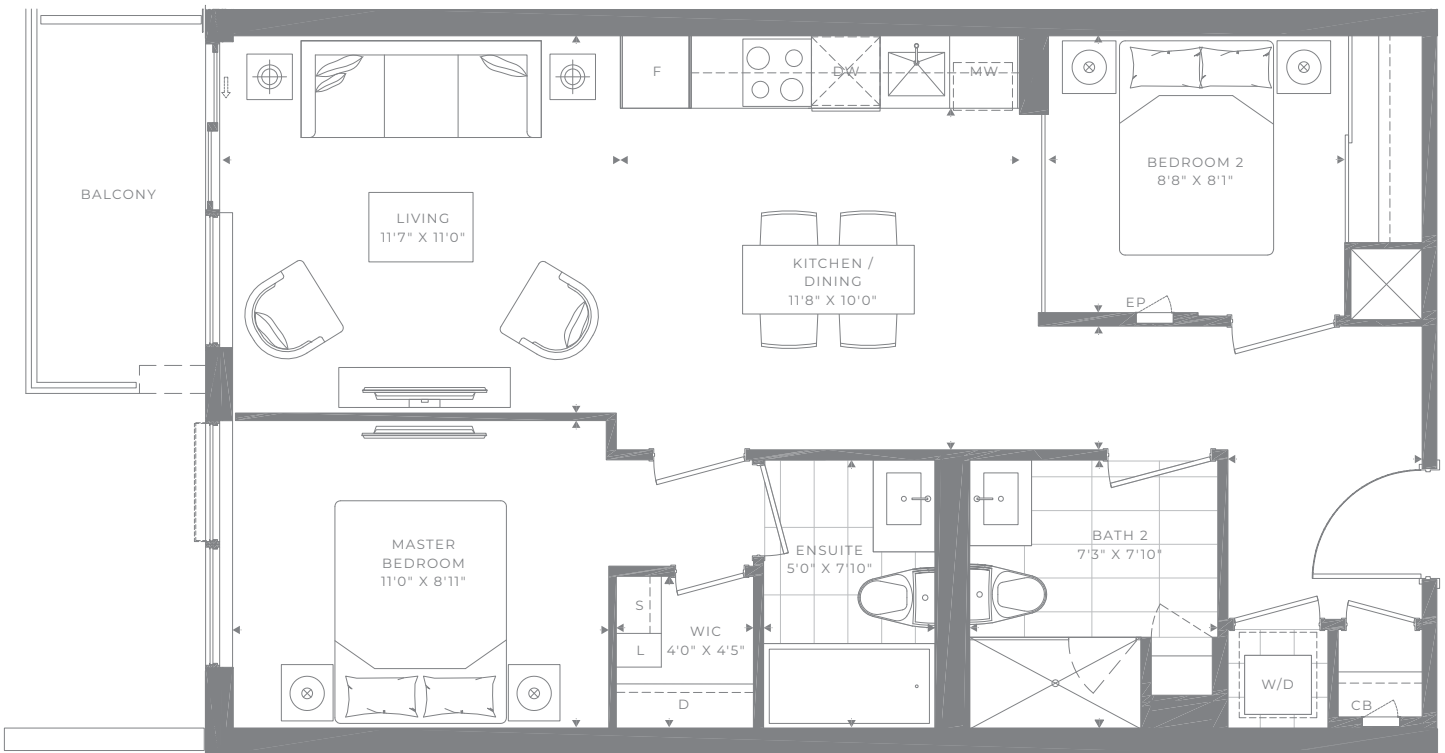
Two Bedrooms

Connection Suites

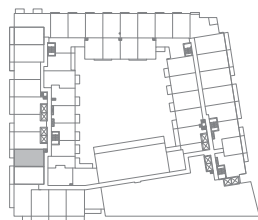
Unit 2B-A-M-N2

Suite: 766 sq. ft.

Balcony: 50 sq. ft.



L3



L4



L5



L6

Dimensions, specifications, layouts and materials are approximate only and are subject to change without notice. Tile patterns may vary. Window size and location may vary. Actual usable floor space may vary from slated floor area. Balcony and terrace area is approximate and not included in net suite area. The purchaser acknowledges that the actual unit purchased may be a reverse layout to the plan shown. See Sales Representative for full details. E. & O. E.

M2M CONDOS

YONGE & FINCH

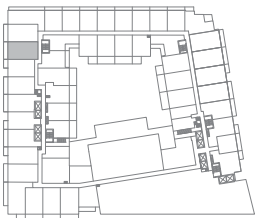
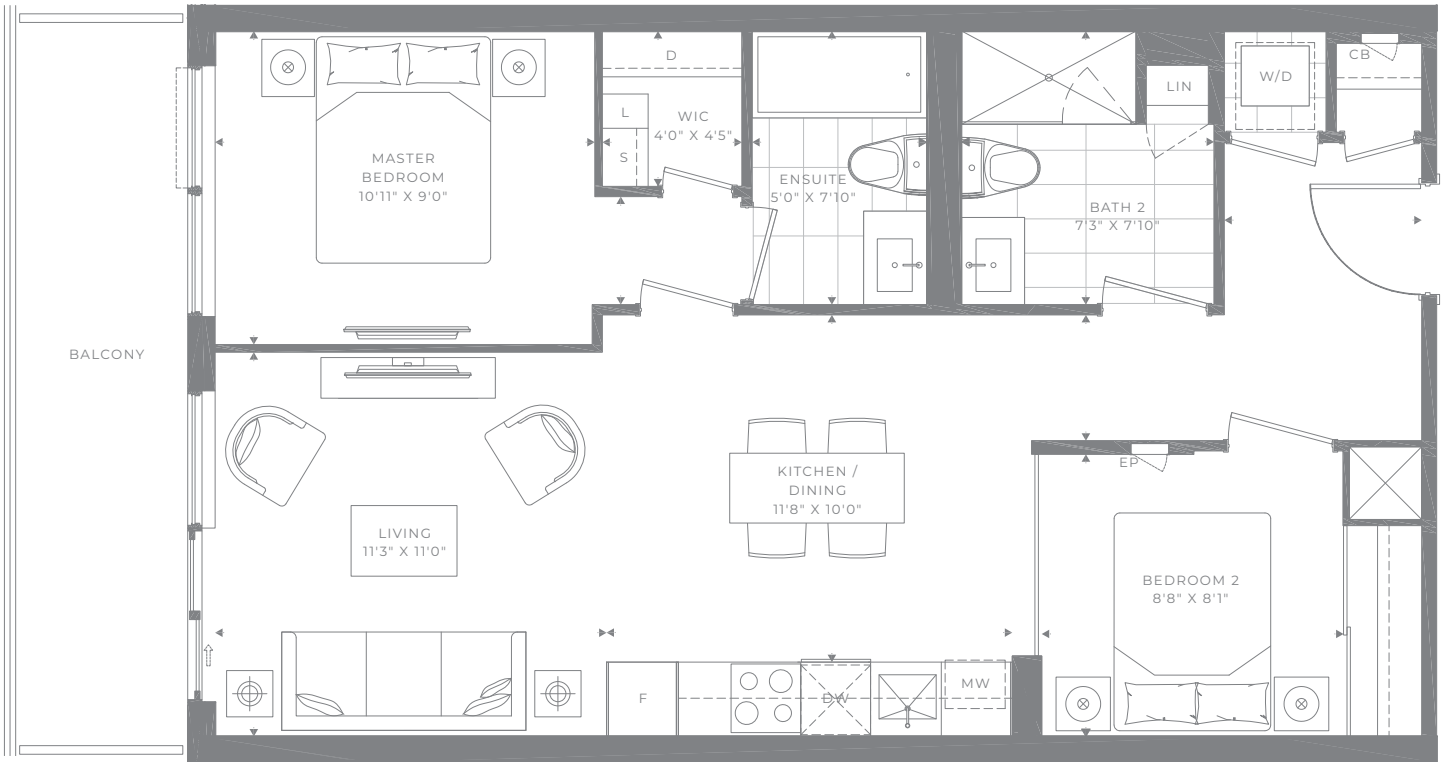
Two Bedrooms

Connection Suites

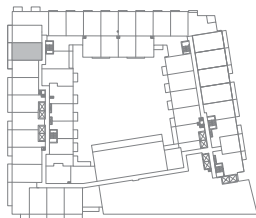
Unit 2B-A

Suite: 766 sq. ft.

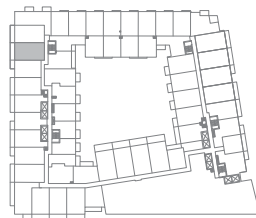
Balcony: 103 sq. ft.



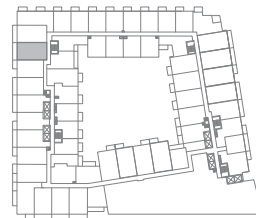
L3



L4



L5



L6

Dimensions, specifications, layouts and materials are approximate only and are subject to change without notice. Tile patterns may vary. Window size and location may vary. Actual usable floor space may vary from slated floor area. Balcony and terrace area is approximate and not included in net suite area. The purchaser acknowledges that the actual unit purchased may be a reverse layout to the plan shown. See Sales Representative for full details. E. & O. E.

M2M CONDOS

YONGE & FINCH

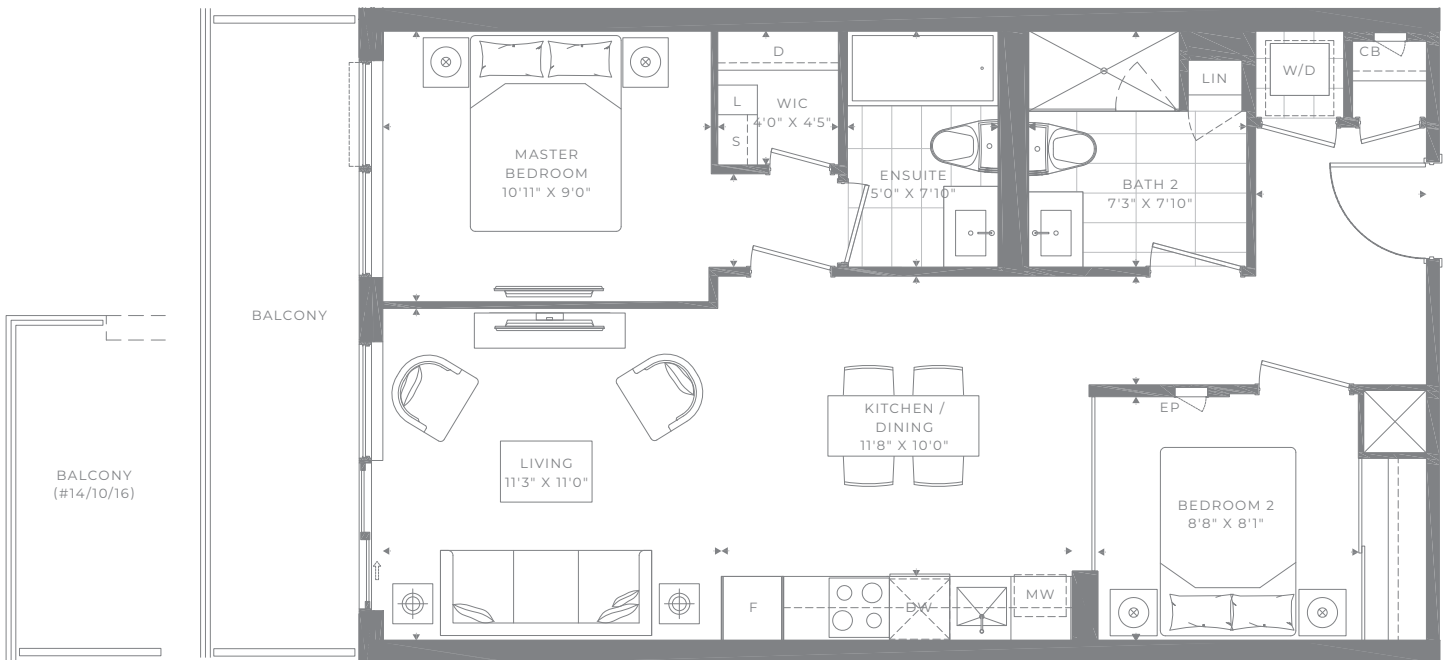
Two Bedrooms

Connection Suites

Unit 2B-AS

Suite: 766 sq. ft.

Balcony: 52 sq. ft. / 103 sq. ft.



L3



L4



L5



L6

Dimensions, specifications, layouts and materials are approximate only and are subject to change without notice. Tile patterns may vary. Window size and location may vary. Actual usable floor space may vary from slated floor area. Balcony and terrace area is approximate and not included in net suite area. The purchaser acknowledges that the actual unit purchased may be a reverse layout to the plan shown. See Sales Representative for full details. E. & O. E.

M2M CONDOS

YONGE & FINCH

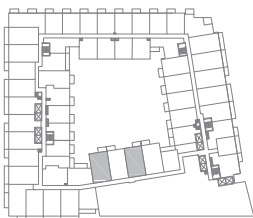
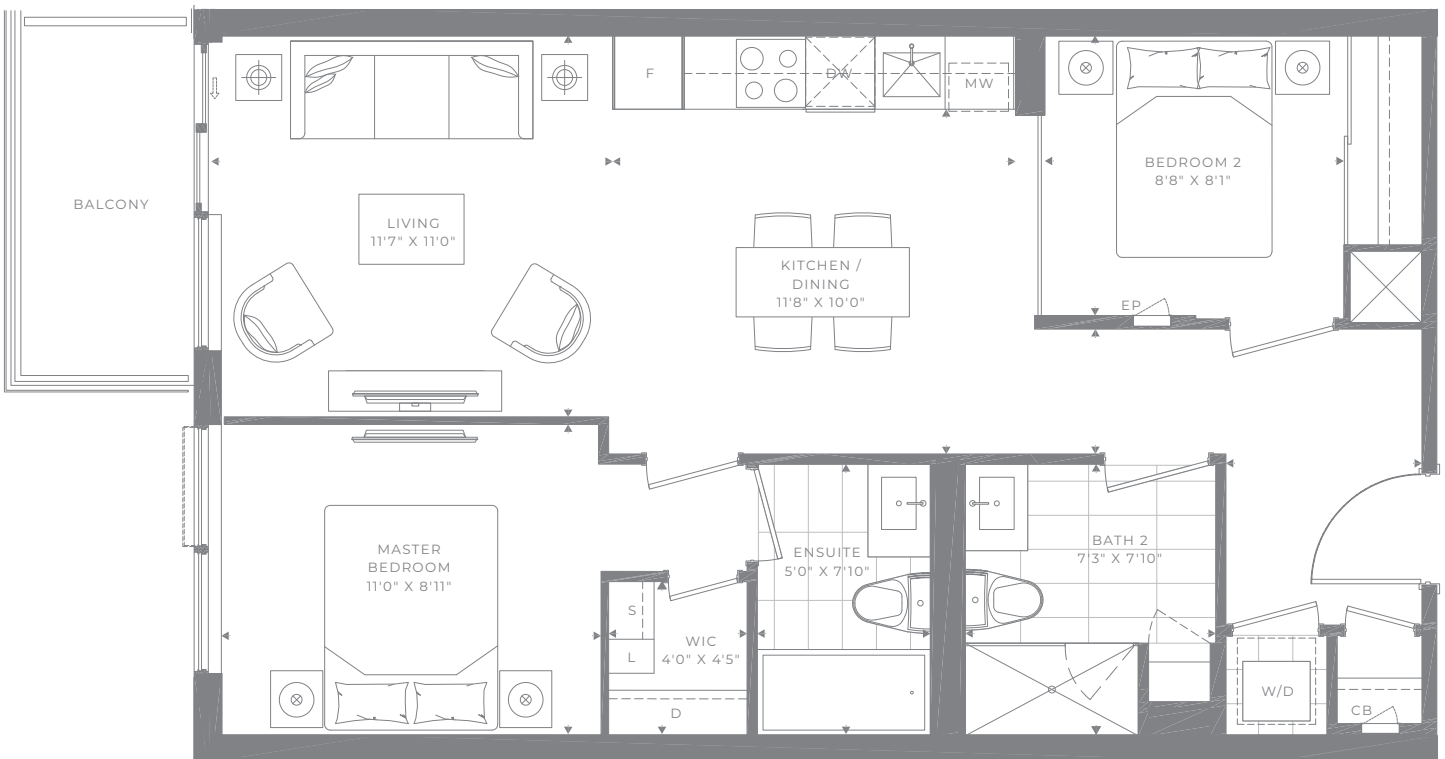
Two Bedrooms

Connection Suites

Unit 2B-A-M

Suite: 766 sq. ft.

Balcony: 50 sq. ft.



L6



L7



L8

Dimensions, specifications, layouts and materials are approximate only and are subject to change without notice. Tile patterns may vary. Window size and location may vary. Actual usable floor space may vary from slated floor area. Balcony and terrace area is approximate and not included in net suite area. The purchaser acknowledges that the actual unit purchased may be a reverse layout to the plan shown. See Sales Representative for full details. E. & O. E.

M2M CONDOS

YONGE & FINCH

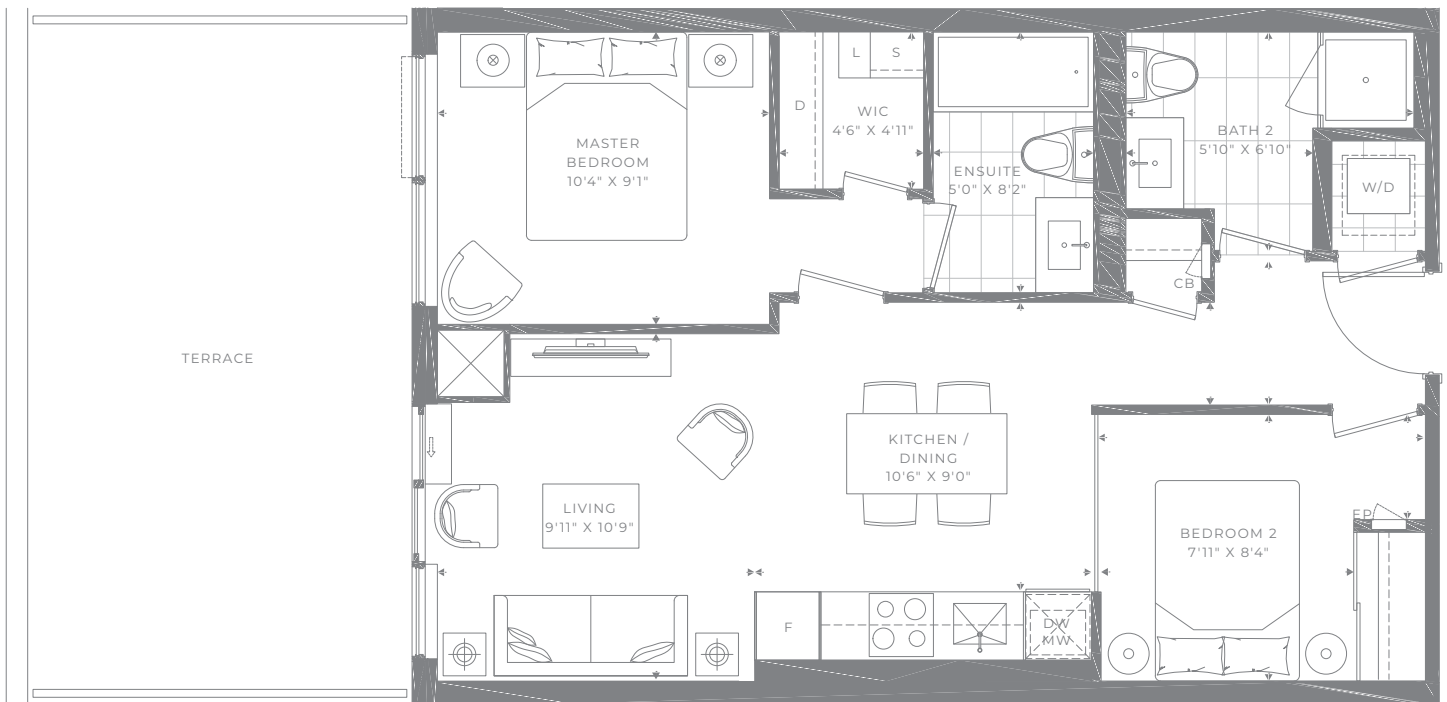
Two Bedrooms

Courtyard Suites

Unit 2B-O-T

Suite: 681 sq. ft.

Terrace: 252 sq. ft.



L 3

Dimensions, specifications, layouts and materials are approximate only and are subject to change without notice. Tile patterns may vary. Window size and location may vary. Actual usable floor space may vary from slated floor area. Balcony and terrace area is approximate and not included in net suite area. The purchaser acknowledges that the actual unit purchased may be a reverse layout to the plan shown. See Sales Representative for full details. E. & O. E.

M2M CONDOS

YONGE & FINCH

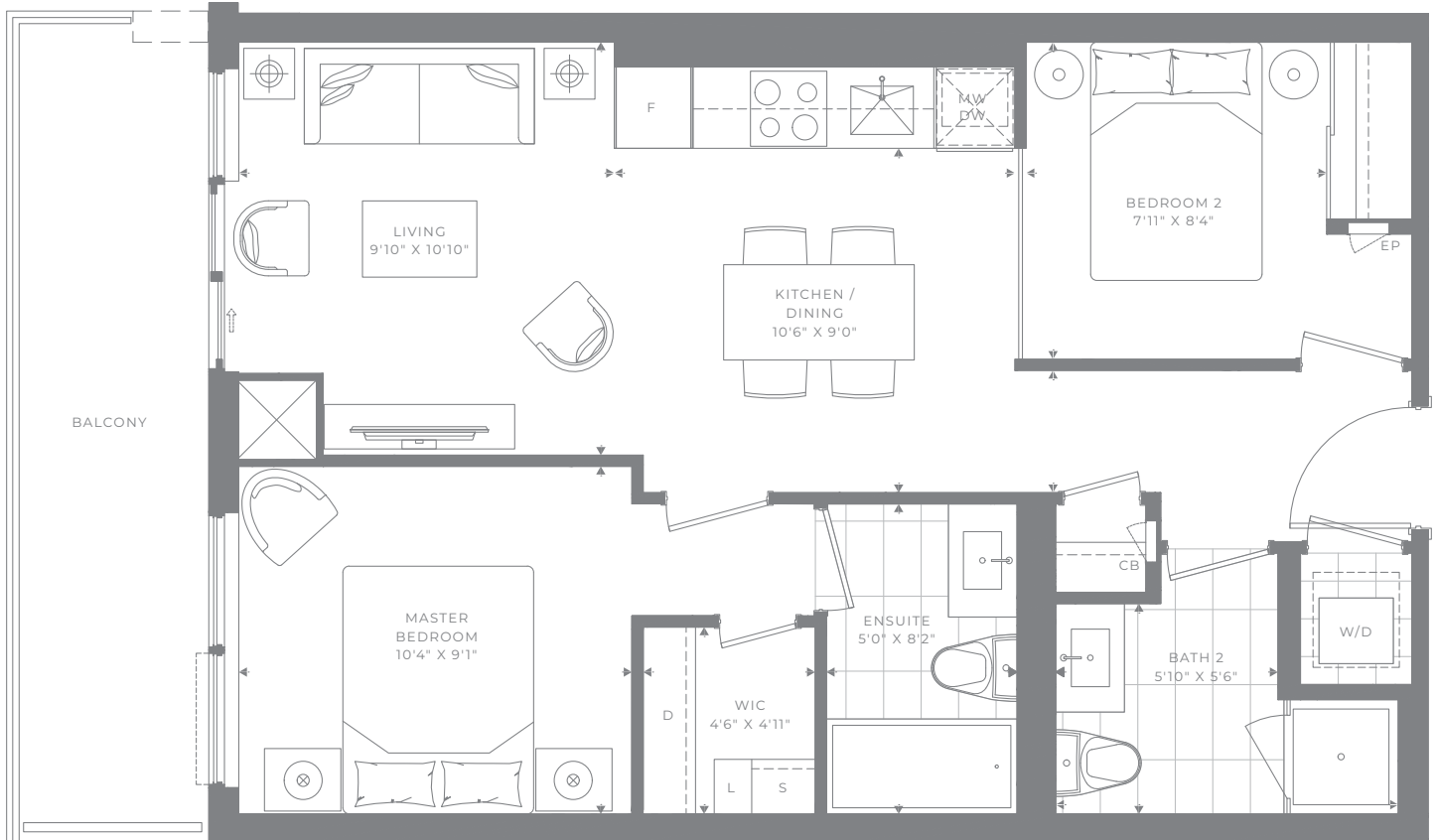
Two Bedrooms

Connection Suites

Unit 2B-O-M

Suite: 681 sq. ft.

Balcony: 103 sq. ft.



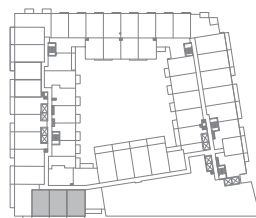
L8



L3



L4



L5



L6



L7

Dimensions, specifications, layouts and materials are approximate only and are subject to change without notice. Tile patterns may vary. Window size and location may vary. Actual usable floor space may vary from slated floor area. Balcony and terrace area is approximate and not included in net suite area. The purchaser acknowledges that the actual unit purchased may be a reverse layout to the plan shown. See Sales Representative for full details. E. & O. E.

M2M CONDOS

YONGE & FINCH

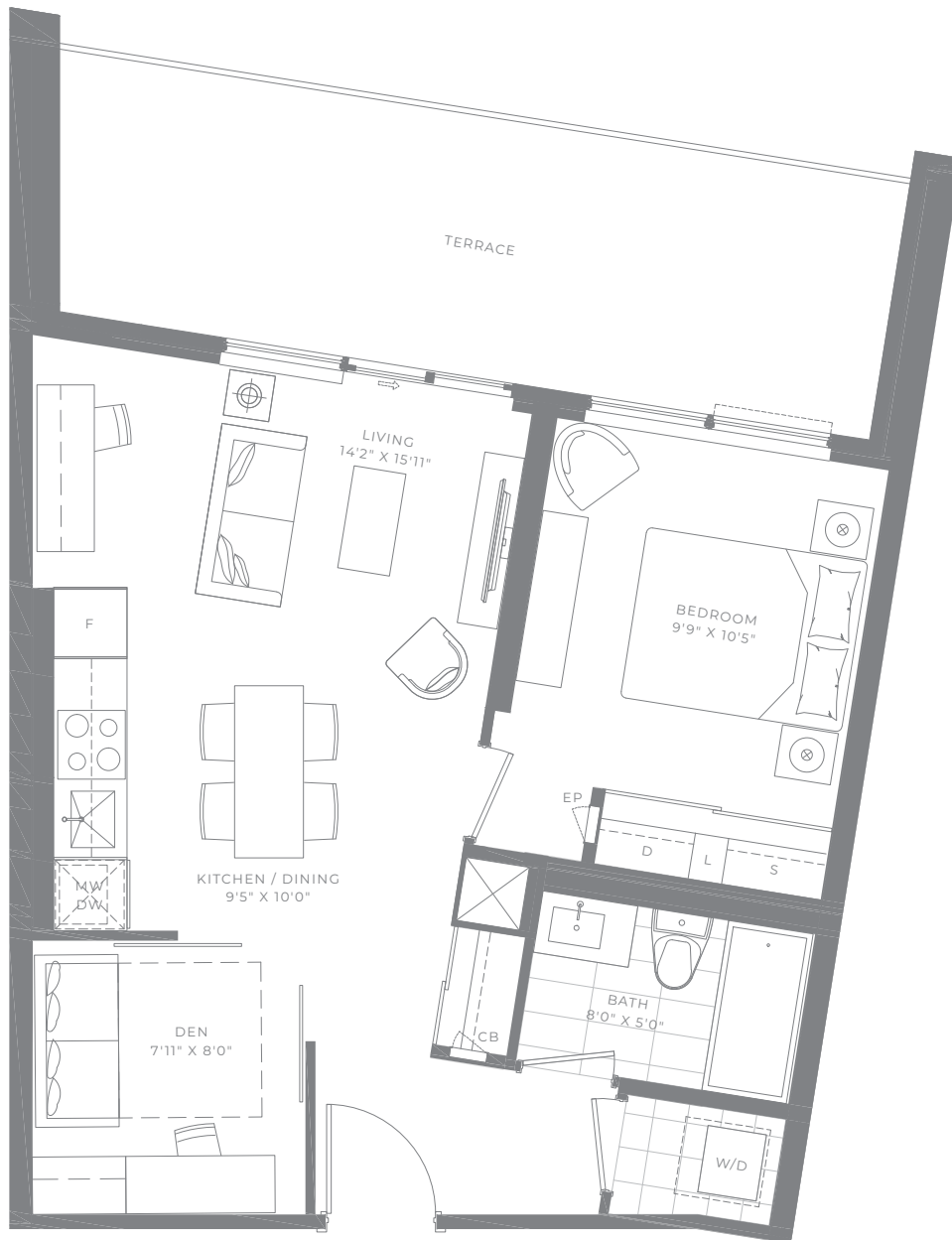
One Bedroom + Den

Yongeside Suites

Unit 1BD-F-T

Suite: 608 sq. ft.

Terrace: 193 sq. ft.



L 3

Dimensions, specifications, layouts and materials are approximate only and are subject to change without notice. Tile patterns may vary. Window size and location may vary. Actual usable floor space may vary from slated floor area. Balcony and terrace area is approximate and not included in net suite area. The purchaser acknowledges that the actual unit purchased may be a reverse layout to the plan shown. See Sales Representative for full details. E. & O. E.